

I-TIP Services: User Guide

Contents

1	WHAT IS I-TIP SERVICES?	3
1.1	Module on GATS	3
1.2	Module on RTA commitments	3
1.3	Module "Services Trade Policy Database".....	3
1.4	Module on Statistics	4
2	HOW TO USE THE APPLICATION	4
2.1	General information	4
2.1.1	Home page	4
2.1.2	Sector Classification	5
2.1.3	Economies and economic/regional groupings	6
2.1.4	Language.....	7
2.1.5	Navigating across modules	7
3	GATS MODULE	7
3.1	Differences between the treaty copies and the electronic version of the schedules and lists of MFN exemptions	8
3.2	Schedule and list of MFN exemptions for the European Union.....	8
3.3	How to use the GATS module	8
3.3.1	Making a selection.....	8
3.3.2	Link to WTO documents.....	9
3.3.3	Overview of selection results	10
3.3.3.1	Main features	10
3.3.3.2	Sorting.....	13
3.3.3.3	Filters	13
3.3.3.4	Detailed view of the results	13
3.3.3.5	Detailed view of all commitments/exemptions for specific Members or sectors	15
3.3.3.6	Export to Excel, csv or PDF format.....	15
3.3.4	Reports.....	16
4	RTA COMMITMENTS MODULE	19
4.1	RTA commitments and ITIP	20
4.2	How to use the RTA module	21
4.2.1	Making a selection.....	21
4.2.2	Overview of selection results	22
4.2.2.1	Main features	23
4.2.2.1.1	Overview of scope and architecture of RTAs.....	24
4.2.2.1.2	Sector-specific provisions	26
4.2.2.2	Sorting.....	27
4.2.2.3	Filters	28
4.2.2.4	Detailed view of the results	28

4.2.2.5 Detailed view of all commitments/reservations for specific economies and sectors.....	31
4.2.2.6 Export in Excel or PDF format.....	31
4.2.3 Reports on RTAs.....	31
5 SERVICES TRADE POLICY DATABASE MODULE	33
5.1 Content of the Services Trade Policy Database.....	33
5.2 How to use the Services Trade Policy Database module of I-TIP Services	38
5.2.1 Making a selection.....	38
5.2.2 Overview of selection results	40
5.2.2.1 Main features	40
5.2.2.2 Filters	41
5.2.2.3 Detailed view of the results	42
5.2.2.4 Export to Excel, csv or PDF format.....	42
5.2.3 Other sources of information on applied services policies	45
6 STATISTICS MODULE.....	47
6.1 Selection page	47
6.2 Overview of selection results	49
6.2.1 Main features	49
6.2.2 Sectoral Classifications in the Statistical Module.....	50
6.2.3 Detailed view of selection results.....	52
6.2.3.1 Import/ Export (balance of payments basis)	52
6.2.3.2 Foreign Affiliates Statistics (FATS)	53
6.2.3.3 Other Indicators.....	55
6.2.3.3.1 Foreign Direct Investment (FDI) Statistics	55
6.2.3.3.2 Value Added and Employment.....	55
6.2.3.3.3 Sector-specific indicators.....	56
6.2.4 Additional functions.....	56
6.2.4.1 Export to Excel.....	56
6.2.4.2 Useful links	Error! Bookmark not defined.
6.2.4.3 Information icons	57

Disclaimer: In line with the disclaimer on the WTO website, the texts and materials published on the I-TIP Services site have been prepared by the Secretariat under its own responsibility, and serve a purely informative purpose. They have no official or legal status in the form they are presented, are not intended to provide any authoritative or official legal interpretation, and do not affect the rights and obligations of Members. Terminology used on this site, including terms reproduced from RTAs as notified by Members, have no implications for the issue of sovereignty.

1 WHAT IS I-TIP SERVICES?

I-TIP Services, the services component of the Integrated Trade Intelligence Portal (I-TIP), consists of four modules providing information on:

1. Members' commitments and MFN exemptions under the WTO's General Agreement on Trade in Services (GATS), as well as market access preferences for least-developed countries granted by Members under the LDC Services Waiver;
2. Services commitments in regional trade agreements notified to the WTO (RTAs);
3. Applied measures affecting access to and operations in economies' services markets, as well as Services Trade Restrictions Indices (STRIs); and
4. Relevant services statistics.

The main objective of the integrated database is to make it easier for Members and other stakeholders to access the various types of information relevant for services trade policy-making. It is the only database providing such scope of information on trade in services.

1.1 Module on GATS

The module on "GATS" (herein referred to as GATS module) contains all the specific commitments and exemptions to the obligation of most-favoured-nation treatment (MFN) undertaken by WTO Members under the GATS. Additional information on the GATS, in particular as regards the scheduling of commitments and related concepts, can be found on this page: http://www.wto.org/english/tratop_e/serv_e/serv_e.htm

The GATS module also includes the preferential market access commitments for least-developed countries granted by WTO Members under the LDC Services Waiver. The list of notifying Members is available from the I-TIP Services portal.

1.2 Module on RTA commitments

The RTA module allows users to access and search for information on commitments in regional trade agreements notified under Article V of the GATS. The list of RTAs covered is available from the I-TIP Services portal.

1.3 Module "Services Trade Policy Database"

The Services Trade Policy Database provides information on applied measures affecting access to markets and conditions of operation of foreign service suppliers. Additional information on measures is continuously being added.

The Services Trade Policy Database module provides information jointly compiled by the World Bank and the WTO. Information is available for 129 economies. For 87 of these economies, the information was collected through a survey conducted jointly by the World Bank and WTO, with the support of ITC, the CEFTA Secretariat, GiZ and EU. The information for 43 economies was sourced from the OECD STRI regulatory database (2016 vintage), thanks to the co-operation of the OECD, which is gratefully acknowledged.

The module also includes indices quantifying the level of restrictiveness of services trade policies.

Additional information from other WTO sources and other useful sources of information on applied policies are also provided (e.g. WTO DG monitoring reports, trade policy reviews).

1.4 Module on Statistics

The module on services statistics presents available information on economies' balance of payments services trade flows (by service sectors and, when possible, by partner), statistics on foreign establishment of firms (activities of foreign affiliates and foreign direct investment in service industries), as well as market information (production, employment and sector-specific monetary and non-monetary indicators). This information is provided in a standardized form at for all economies.

2 HOW TO USE THE APPLICATION

2.1 General information

2.1.1 Home page

The home page, or portal, (<http://i-tip.wto.org/services/>) contains four rectangular icons, one for each of the four modules. By clicking on the relevant icon, the user can access the corresponding selection page for each module.

After having acceded to a module, the user can easily move to another one without having to go back to the entry page. This can be done by clicking on the relevant module from the 'menu banner' at the top of the page. Clicking on the  icon at the top right-hand side of the page from anywhere in the application allows the user to go back to the home page.

The portal also provides links to some important documents such as the Services Sectoral Classification List,¹ Guidelines to the scheduling of commitments under the GATS,² as well as links to relevant websites such as the Services gateway page, the Air Services Agreement Projector (ASAP), and the WTO RTA Database.

A disclaimer also appears at the bottom of the page.

An e-mail address (i-tip_services@wto.org) is provided to allow users to make queries and provide comments.

¹ Document MTN.GNS/W/120, dated 10 July 1991. Thereafter referred to as "W/120".

² Document S/L/92, dated 28 March 2001.



I-TIP Services is a joint initiative of the World Trade Organization and the World Bank. It is a set of linked databases that provides information on Members' commitments under the WTO's General Agreement on Trade in Services (GATS), services commitments in regional trade agreements (RTA), applied measures in services, and services statistics.



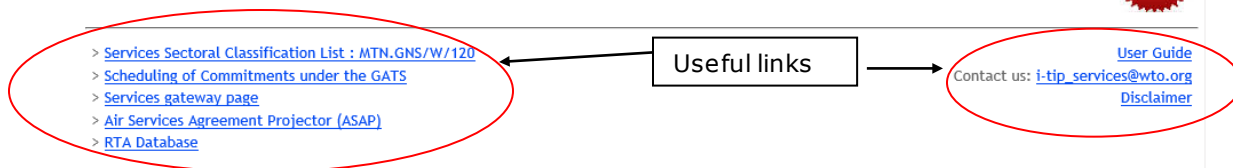
This module contains information on Member's market access commitments and exemptions to the Most favoured Nation (MFN) obligation. It also includes the preferential market access commitments for least-developed countries granted by WTO Members under the LDC Services Waiver (see list of notifying Members). The latter feature of I-TIP was developed in cooperation with the International Trade Centre (ITC).

The RTA module allows to access and search for information on Member's commitments in regional trade agreements notified under Article V of the GATS. Currently, the database covers a good proportion of services RTAs ([see list attached](#)).

The Applied Services Trade Policy module provides information jointly compiled by the World Bank and the WTO on services regulatory frameworks. Currently, the database covers 23 service sectors in 68 Members. The information for 25 of those Members was collected in 2016-2017 through a survey conducted by the World Bank and the WTO. The information for the remaining 43 Members was mainly sourced from the [OECD STR regulatory database \(2016 version\)](#), thanks to the co-operation of the OECD, which is gratefully acknowledged. Links to other useful sources of information on applied services policies are also provided (e.g. WTO monitoring reports, WTO trade policy reviews).

The Services Statistics module accompanies the GATS, RTA and Applied regimes modules by providing relevant trade in services and related statistics.

Access to each module: GATS, RTAs, Services Trade Policy Database and Statistics



2.1.2 Sector Classification

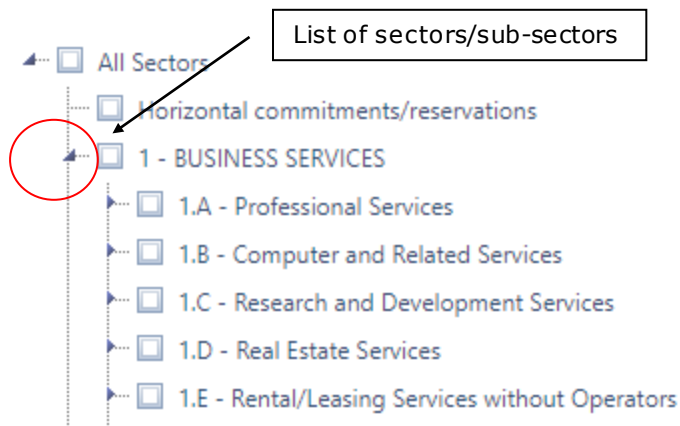
All modules permit selection by services sectors or subsectors. The common sector classification used is that of the Services Sectoral Classification List (MTN.GNS/W/120), which was developed by the WTO Secretariat during the Uruguay Round. Although not mandatory, it has been used by most Members for scheduling their GATS commitments. The complete list can be consulted through the following link:³

http://www.wto.org/english/tratop_e/serv_e/mtn_gns_w_120_e.doc.

The user can choose the sectors or subsector at different levels of aggregation by clicking on the arrow next to a sector group which will display or hide the components of the sector group.

³ For financial services the list presented in Article 5 of the GATS Annex on Financial Services is used.

Display of a sector group



In the Services Applied Policy Database (STPD) module the list of sectors/sub-sectors was adapted to the narrower list of sectors covered in this module, as well as the necessity to adapt definitions to the way certain sectors are regulated. More information is provided in the description of the STPD module.

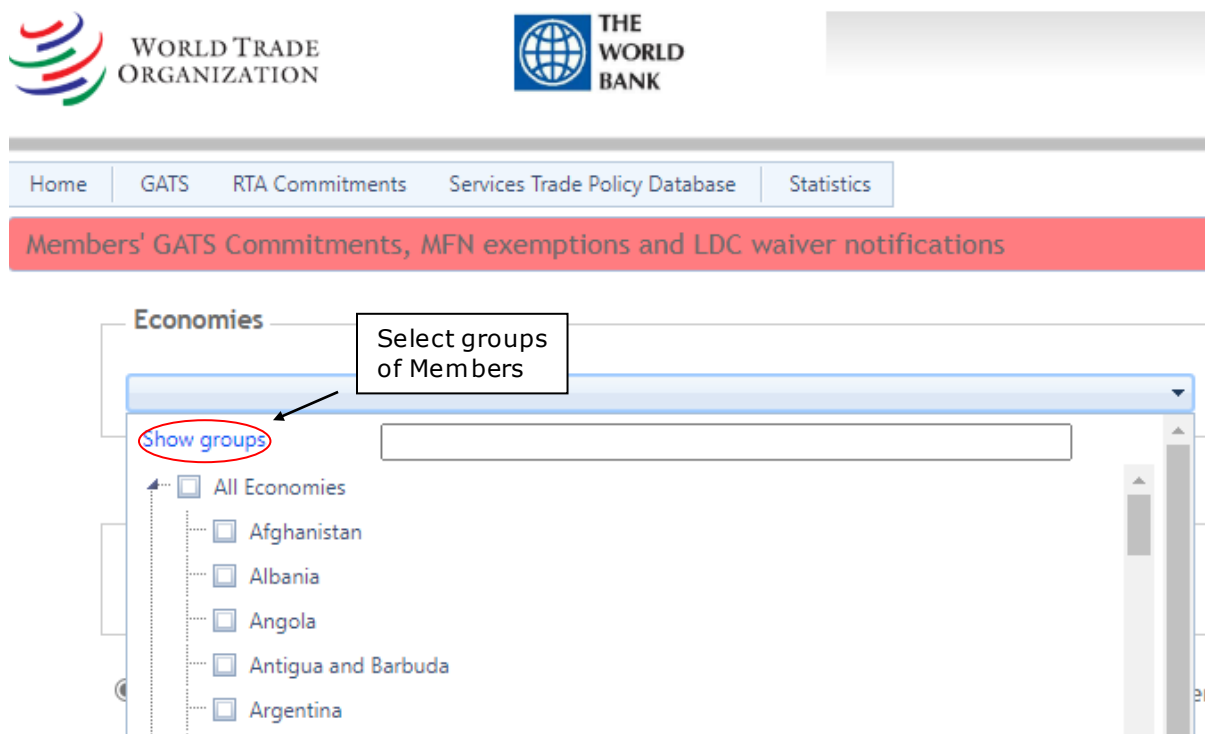
2.1.3 Economies and economic/regional groupings

All modules permit selection of economies individually, as well as according to different selected groupings (region, sub-region, selected trading groups, acceded WTO Members and least developed countries).

The selection of an economy can be done by checking the box next to its name. To facilitate the selection, the name of an economy can also be typed in the corresponding space at the top of the drop-down menu.

In order to visualize the selection by group, the user needs to scroll down the selection drop-down menu, or click on "Show group" at the top left-hand side of the drop-down menu list.

Show groups of economies



2.1.4 Language

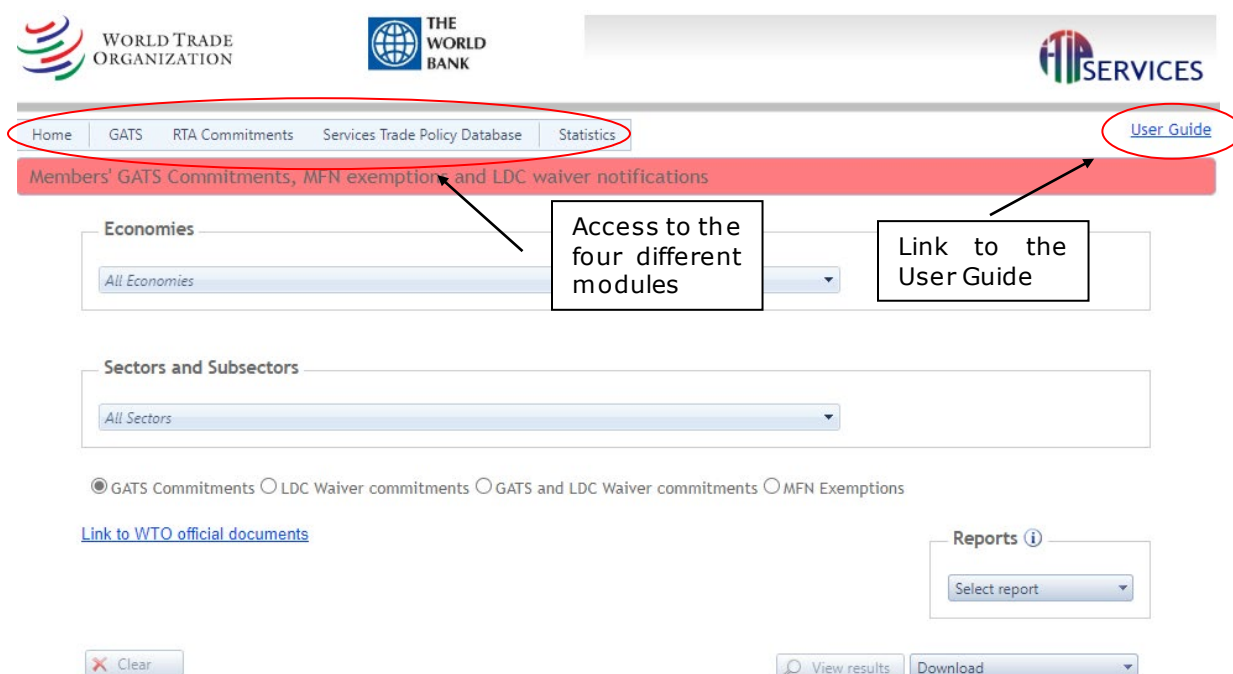
The interface of I-TIP Services, as well as the information it contains, is available only in English. The only exception relates to data on services commitments in regional trade agreements (RTAs), where information in Spanish is included for RTAs whose texts are only available in that language.

2.1.5 Navigating across modules

The user can select a module by clicking on the relevant icon on the I-TIP Services home page.

At the top of all pages a menu bar is shown, containing command buttons for Home, and the four different modules in the database. There is also a link to the User Guide on the right-hand side. This menu bar is available throughout the application. When navigating from one module to the other, selected economies and sectors are retained. This means, for example, that the user can easily switch from looking at Albania's GATS commitments on Communication Services, to the available information on this Member's applied services trade policy in the selected sector. Switching to the RTA module will send you to the "search criteria" page of that module, as the RTAs for which the user wants to view the commitments also need to be selected.

Access to the four different modules and the User Guide



3 GATS MODULE

This module contains the GATS commitments and MFN exemptions undertaken by WTO Members currently in force. It also includes the preferential market access commitments for least-developed countries granted by WTO Members under the LDC Services Waiver.

For the purposes of this module, the electronic versions of the specific commitments listed in schedules and MFN exemptions have been consolidated. The information is therefore more easily accessible than in the paper/treaty copies, where commitments and MFN exemptions of individual Members may appear in different documents due to successive negotiations. For more information on the GATS, please visit these two links:

- The General Agreement on Trade in Services: An Introduction
http://www.wto.org/english/tratop_e/serv_e/gatsqa_e.htm

- The General Agreement on Trade in Services (GATS): objectives, coverage and disciplines http://www.wto.org/english/tratop_e/serv_e/gsintr_e.pdf

For more information on the GATS schedules of commitments and MFN exemptions, please refer to the Guidelines for Scheduling of Specific Commitments under the GATS, adopted by the Council for Trade in Services on 23 March 2001 (document S/L/92), which can be directly accessed by clicking on "Scheduling of Commitments under the GATS" in the main page of I-TIP Services.

In this module, only the LDC services waiver entries that differ from the consolidated list of GATS commitments are published (i.e. to ease the relevance and comparability of information notified by various Members. The entries that are identical to the GATS commitments have not been included in I-TIP Services). For more information on the LDC Services Waiver, please see: https://www.wto.org/english/tratop_e/serv_e/ldc_mods_negs_e.htm.

3.1 Differences between the original versions and the I-TIP Services electronic versions of the schedules, lists of MFN exemptions and LDC services waiver notifications

The electronic version of the commitments and exemptions contained in this module has no legal value. Only the treaty copies are authentic.

In order to allow I-TIP users to perform structured searches, and in particular to present the information in a standardised way, several adjustments have been made to the presentation of the original schedules.

In the original schedule, the text describing sectors and subsectors is shown in the sector column, in the same row as the market access and national treatment limitations, and additional commitments. In I-TIP this text is presented in a row above those entries. Also, italics and underlines in the original documents are not reproduced. Further, the alignment of text was also modified in some cases.

Finally, as indicated in the previous section, to ease the relevance and comparability of information notified by various Members on preferences accorded to LDCs (i.e. under the Services Waiver). the entries that are identical to the GATS commitments have not been included in I-TIP.

3.2 Schedule and list of MFN exemptions for the European Union

The schedule of specific commitments currently in force for the European Union is that of the EU-25, that is including those that were members of the Union in 2006: Austria, Belgium, Cyprus, Czech Republic, Denmark, Estonia, Finland, France, Germany, Greece, Hungary, Ireland, Italy, Latvia, Lithuania, Luxembourg, Malta, Netherlands, Poland, Portugal, Slovak Republic, Slovenia, Spain, Sweden and United Kingdom. The MFN exemption lists currently in force are those of EC12 and the 13 other EU25 members. The MFN exemption list shown in I-TIP for EU25 is therefore a consolidation of the EC12 and the 13 other EU-25 members lists of MFN exemptions.

Selecting one of the 25 EU members listed above will take you directly to the I-TIP schedule of specific commitments or list of MFN exemption lists of the EU25.

The commitments and exemptions in force for Bulgaria, Romania and Croatia continue to be shown separately in I-TIP as these correspond to the bindings currently in force for these Members.

3.3 How to use the GATS module

3.3.1 Making a selection

After clicking on the "GATS " icon on the I-TIP Services portal, a page with a red banner appears, and offers the possibility to search across schedules of commitments, MFN exemptions or LDC waiver commitments by selecting WTO Member(s) and service sectors.

Selection page of the GATS module:

The screenshot shows the 'Members' GATS Commitments, MFN exemptions and LDC waiver notifications page. It features a search interface with two main sections: 'Economies' and 'Sectors and Subsectors'. The 'Economies' section has a dropdown menu with 'Albania' selected. The 'Sectors and Subsectors' section has a dropdown menu with '2 - COMMUNICATION SERVICES' selected. Below these sections are radio buttons for search criteria: 'GATS Commitments' (selected), 'LDC Waiver commitments', 'GATS and LDC Waiver commitments', and 'MFN Exemptions'. A 'Clear' button is located below the radio buttons. To the right, there is a 'Reports' section with a 'Select report' dropdown and 'View results' and 'Download' buttons. At the bottom, a yellow banner displays the selected search criteria: 'Economies: Albania' and 'Sectors: 2 - COMMUNICATION SERVICES'. Annotations with arrows point to various elements: 'The name of a Member can be typed in the search box' points to the 'Economies' dropdown; 'Select Members' points to the dropdown arrow; 'The user can delete the search criteria entered' points to the red 'X' icon; 'Select Sectors/sub-sectors' points to the 'Sectors and Subsectors' dropdown; 'Delete the search criteria entered' points to the 'Clear' button; 'Search across commitments, MFN exemptions or LDC waiver commitments' points to the radio buttons; 'The selected search' points to the yellow banner.

The drop-down list for the "Members" search criteria permits to select one, many Members or groups of Members (see section 2.1.3).

It is also possible to limit the search to one or more service sectors, sub-sectors, or horizontal commitments (see section 2.1.2).

The selected criteria appear at the bottom of the screen (in a yellow banner). To delete these criteria, click on the red "X" next to the drop-down lists for Members and Sectors (for selective deletion) or on the "X clear" button (to delete all search criteria).

To view the results, press the "view results" button.

From the selection screen, it is also possible to download directly the selected information into Excel, csv or pdf formats (see dropdown menu "Download" at the bottom left-hand side of the screen). A bulk download facility for all the information (i.e. "All Members, All sectors") is also available (csv format). A description of the Excel and csv files is provided in section 3.3.6.

Finally, summary reports can be accessed directly from the selection page (see section 3.3.4 for a description of the GATS summary reports).

3.3.2 Link to WTO documents

A direct link to the official WTO documents containing schedules of specific commitments, lists of MFN exemptions and LDC waiver notifications is provided from the search page by clicking on "[Link to WTO official documents](#)". If you are visualizing "commitments", clicking the link will open a new tab, entitled "WTO Documents".

Link to WTO official documents

WORLD TRADE ORGANIZATION THE WORLD BANK SERVICES

Home GATS RTA Commitments Services Trade Policy Database Statistics [User Guide](#)

Economies: Albania [Back to selection screen](#)

WTO DOCUMENTS

Document type: GATS Commitments Original Consolidated **Chose the document type**

'Original schedules': the most 'authentic' source of information, but may require you to study multiple documents. Includes the Uruguay Round commitments, the results of extended negotiations that took place after the creation of the WTO (i.e., on the movement of natural persons, telecommunications and financial services), as well as other certified improvements.

Member: Albania **Select the Member country**

[Go to documents](#) **Link to WTO official document**

Select the document type in the case of specific commitments ('original' or 'consolidated'), select a Member from the drop-down list, and then click on "Go to Documents". This will bring your selection directly through the WTO document search facility. Mutatis mutandis, the same procedure applies if you want to visualize MFN exemptions or the LDC waiver notifications.

3.3.3 Overview of selection results

3.3.3.1 Main features

The results of the selection defined by the user are first presented in an overview page. An example is provided below.

Overview of selection results (GATS module)

WORLD TRADE ORGANIZATION THE WORLD BANK SERVICES

Home GATS RTA Commitments Services Trade Policy Database Statistics [User Guide](#)

Members' GATS Commitments, MFN exemptions and LDC waiver notifications [Back to selection screen](#)

Economies: Albania

[Link to WTO official documents](#) [View all items](#)

GATS Commitments LDC Waiver commitments GATS and LDC Waiver commitments MFN Exemptions

Group by Member Group by Sector

Reports [i](#) Select report

Show filters **Selection of Members**

Commitment

Albania

Horizontal commitments

- Real Estate
- Entry and Temporary Stay of Foreign Natural Persons
- Control on capital transactions and capital movements
- 1 BUSINESS SERVICES**
- 1.A.a Legal Services**
- (a) Legal Services (861) (861 except consultancy on law of jurisdiction where the service supplier is qualified as a lawyer and on international law)
- Consultancy on law of jurisdiction where the service supplier is qualified as a lawyer and on international law.
- 1.A.b Accounting, auditing and bookkeeping services**
- (b) Accounting, Auditing and Bookkeeping Services (862)
- 1.A.c Taxation Services**

Sector and sub-sector categories according to W/120

Below the menu bar, the selection criteria are presented. Clicking on "back to selection screen" sends the user back to the search page of the module being used, where new criteria can be entered to perform a new selection.

The results are presented in the table. In order to visualize the information on MFN exemptions (if any) or the LDC waiver commitments, the relevant radio button should be selected. By default, the results are ordered by Member, then by sector and subsector (following the order in WTO document W/120).

The text in the commitment column is the text that appears in the sector column of Members' GATS or LDC waiver commitments, or alternatively MFN exemptions lists. The table indicates the services in which specific commitments have been made under each sector group of the classification.

If a sector group or sub-group does not appear in this page, it means that the Member has not undertaken commitments or listed MFN exemptions in that sector or sub-sector.⁴

No information to display

The screenshot shows the WTO Services Trade Policy Database interface. At the top, there are logos for the World Trade Organization and The World Bank, and a 'SERVICES' logo. Below the logos is a navigation menu with 'Home', 'GATS', 'RTA Commitments', 'Services Trade Policy Database', and 'Statistics'. A 'User Guide' link is also present. The main heading is 'Members' GATS Commitments, MFN exemptions and LDC waiver notifications'. Below this, the search criteria are displayed: 'Economies: Canada' and 'Sectors: 2.D - Audiovisual services'. A 'Back to selection screen' link is provided. There are links for 'Link to WTO official documents' and 'View all items'. The search filters are set to 'GATS Commitments' and 'Group by Member'. A 'Reports' section has a 'Select report' dropdown. Below the filters, a 'Show filters' link is visible. The main table area shows a header row with 'Commitment' and a message 'No records to display.' circled in red.

LDC waiver preferences are highlighted in red in order to clearly identify those when viewing them with the GATS specific commitments.

⁴ If there are no specific commitments to display for the Member(s) and sector(s) selected from the selection criteria page (e.g., "Canada" and "2.D - Audiovisual services"), the results page will indicate "No records to display".

Overview of Selection results

WORLD TRADE ORGANIZATION THE WORLD BANK SERVICES

Home GATS RTA Commitments Services Trade Policy Database Statistics User Guide

Members' GATS Commitments, MFN exemptions and LDC waiver notifications

Economies: Australia
Sectors: 1.A.g - Urban planning and landscape architectural services

Expand the details for all entries of the selection

Link to WTO official documents
View all items

Sorting: GATS Commitments LDC Waiver commitments GATS and LDC Waiver commitments MFN Exemptions
 Group by Member Group by Sector

Show filters

Commitment

Australia

1 BUSINESS SERVICES

1.A.g Urban planning and landscape architectural services

(LDC Waiver)
Urban planning and landscape architectural services
(CPC 8674)

Show statistics

GATS commitments

LDC waiver preferences highlighted in red

The user can navigate to different pages of the selection results by using the relevant page number links at the bottom of the table. The number of records to be displayed on a single page (10, 20, 50, 100, All records) may be defined by the user by clicking on the drop-down menu on "page size". By clicking on the "View all items" hyperlink at the top left-hand side of the result screen will expand the details for all entries of the selection, concatenating all results on a single page.

Navigating through different pages

1.F.o Building-cleaning services

o) Building-cleaning services (874)

1.F.p Photographic services

p) Photographic services (875)

1.F.q Packaging services

(LDC Waiver)
q) Packaging services (CPC 876)

1.F.s Convention services

s) Convention services (87909***)
Activities of establishments engaged in provision of planning, organising, managing and marketing services for conventions and similar events (including catering and beverage services)

1.F.t Other

t) Other:
Telephone answering services (87903)
Duplicating services (87904)
Translation and interpretation services (87905)

Show statistics

Different pages of the selection

Number of records to show on a page defined by the

Page size: 50

153 items in 4 pages

To print the search results as displayed on the page, the print function of the browser can be used.

In the GATS/LDC waiver commitments pages, clicking on the "bar chart" icon in black colour that appears next to each (sub)sector header permits switching to the statistics module, where relevant statistics and indicators for the selected sector and economy are presented.

3.3.3.2 Sorting

When search results are presented for more than one Member, the user has the possibility to modify the layout of the results. By default, the results will be ordered by Member (in alphabetical order), and then by sector. The default option (group by Member) presents the results for Member A in sectors 1, 2, 3, etc., then the commitments of Member B for sectors 1, 2, 3, etc. By selecting "group by sector" above the table, results will be sorted by sector and then by Member, e.g., showing the commitments in sector 1 by Member A and B, then their commitments for sector 2, and so on.

3.3.3.3 Filters

The database offers the possibility to filter the search results by Member and sector. This makes it possible to view the results for only one of the Members selected and/or one of the sectors at a time. To do so, click on "show filters" (at the top of the table), and select the Member or sector using the respective drop-down lists. To return to a full view of the search results, click on "X Clear filters".

Filtering for search results by Member and sector

The screenshot displays the WTO Services Trade Policy Database interface. At the top, there are logos for the World Trade Organization, The World Bank, and TRIP SERVICES. Below the logos is a navigation bar with links for Home, GATS, RTA Commitments, Services Trade Policy Database, and Statistics, along with a User Guide link. A red banner indicates the current search: "Members' GATS Commitments, MFN exemptions and LDC waiver notifications". Below this, the search criteria are shown: Economies: Albania; Australia and Sectors: 1.A.b - Accounting, auditing and bookeeping services; 1.B.b - Software implementation services. A "Back to selection screen" link is provided. The main content area includes a "Link to WTO official documents" section with a "View all items" link. There are radio buttons for "GATS Commitments", "LDC Waiver commitments", "GATS and LDC Waiver commitments", and "MFN Exemptions". Below these are radio buttons for "Group by Member" (selected) and "Group by Sector". A "Reports" section with a "Select report" dropdown is also visible. A "Hide filters" dropdown is open, showing "All preselected Economies" (highlighted), "Albania", and "Australia". A "Filter" label points to this dropdown. A "Sorting" label points to the "Group by Member" radio button. The main results table shows a hierarchical view of services for Albania and Australia, including "1 BUSINESS SERVICES", "1.A.b Accounting, auditing and bookeeping services", and "1.B.b Software implementation services".

3.3.3.4 Detailed view of the results

While the selection results are initially presented in an abbreviated and succinct manner to provide the user with a general picture of specific commitments and MFN exemptions, the database allows users to view the full details of selected commitments and exemptions.

The detailed view of specific commitments or MFN exemptions can be accessed in three ways:

- by clicking on the arrow icon next to the sector text to expand the details for a single entry;
- by clicking on "View all items" hyperlink at the top left-hand side of the result screen to expand the details for all entries of the selection. This also concatenates all

results on a single page. To revert to the succinct presentation, users can click on "Hide all items";

- by clicking on the underlined text of the sectoral entry in the "commitment" column (e.g. by clicking on BUSINESS SERVICES, 1.F Other Business Services, a new tab presents the full text of the commitment for that particular service sector).

Selecting detailed view of search results

The screenshot shows the WTO Services Trade Policy Database interface. At the top, there are logos for the World Trade Organization and The World Bank, and a 'SERVICES' logo. Below the logos, there are navigation tabs: Home, GATS, RTA Commitments, Services Trade Policy Database, and Statistics. A red banner indicates 'Members' GATS Commitments, MFN exemptions and LDC waiver notifications'. The current search is for 'Australia' and 'All Sectors'. There are options to 'View all items' (circled in red), 'Link to WTO official documents', and 'Reports'. The search results are grouped by 'GATS Commitments', 'LDC Waiver commitments', 'GATS and LDC Waiver commitments', and 'MFN Exemptions'. The 'GATS Commitments' group is selected, and the results are grouped by 'Member' and 'Sector'. The 'Show filters' button is visible. The detailed view of a result is shown for '1.A.a Legal Services', which is circled in red. The detailed view includes the following text: 'a) Legal services', 'Home country law, including public international law (861**)', '1.A.b Accounting, auditing and bookkeeping services (862)', and '1.A.c Taxation Services (863)'. A box labeled 'Detailed view of a result' points to this entry.

For GATS and LDC waiver commitments, the detailed view presents the full sector text, as well as the associated limitations on market access and national treatment, and additional commitments as presented in schedules. Users need to keep in mind that sector-specific commitments always need to be read in conjunction with those applying across sectors.

Detailed view of a commitment

[All sectors](#)

[1. For public use, exclusively facilities-based services](#)

[Local and extended local voice telephony*1](#)

Limitations on Market Access

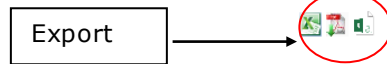
- 1) None
- 2) None
- 3) Foreign investment is permitted up to a maximum of 70% of the capital of the enterprise licensed to operate.
- 4) Unbound, except as indicated by horizontal commitments

Limitations on National Treatment

- 1) None
- 2) None
- 3) None
- 4) Unbound, except as indicated by horizontal commitments

For MFN exemptions, the detailed view shows the services concerned by the exemption, the description of the measures, the countries to which the measure applies, the intended duration and the conditions creating the need for the exemption.

Detailed view of an MFN exemption



Albania

2 COMMUNICATION SERVICES

2.D Audiovisual services

Sector / Sub-sector	Description of the measure indicating its inconsistency with Article II	Countries to which the measure applies	Intended duration	Conditions creating the need for the exemption
Audiovisual Services - Production and distribution of audiovisual works through broadcasting or other forms of transmission to the public	Measures which define works of European origin, in such a way as to extend national treatment to audiovisual works which meet certain linguistic and origin criteria regarding access to broadcasting or similar forms of transmission.	Parties to the Council of Europe Convention on Transfrontier Television or other European Countries with whom an agreement may be concluded.	Indefinite. Exemption needed, for certain countries, only until an economic integration agreement is concluded or completed.	The measures aim, within the sector, to promote cultural values both within EC Member States, and with other countries in Europe, as well achieving linguistic policy objectives.

Albania

2 COMMUNICATION SERVICES

2.D Audiovisual services

Sector / Sub-sector	Description of the measure indicating its inconsistency with Article II	Countries to which the measure applies	Intended duration	Conditions creating the need for the exemption
Audiovisual Services - Production and distribution of television programmes and cinematographic works	Measures based upon government - to government framework agreements, on co-production of audiovisual works which confer national treatment to audiovisual works covered by these agreements, in particular in relation to distribution and access to funding.	All countries with whom cultural cooperation is desirable.	Indefinite.	The aim of such agreement is to promote cultural links between countries concerned.

3.3.3.5 Detailed view of all commitments/exemptions for specific Members or sectors

To see the detailed view of commitments and/or exemptions in all the selected sectors for a specific Member, click on its name. In the same way, if you have grouped the information by sector, by clicking on the (sub)sector name, the user can see the detailed view of commitments and/or exemptions in all the selected Members for a specific (sub)sector. The Member's name and the (sub)sector titles are underlined and in bold.

3.3.3.6 Export to Excel, csv or PDF format

Results shown in the table or detailed view can be exported in Excel, csv or PDF form at by clicking on the relevant icon on the top right-hand side of the table or window.

Export to Excel, Csv or PDF

Home | GATS | RTA Commitments | Services Trade Policy Database | Statistics [User Guide](#)

Members' GATS Commitments, MFN exemptions and LDC waiver notifications

Economies: **Colombia** [Back to selection screen](#)

Sectors: **Horizontal commitments/Cross-sectoral MFN exemptions, All Sectors**

[Link to WTO official documents](#)
[View all items](#) (i)

GATS Commitments
 LDC Waiver commitments
 GATS and LDC Waiver commitments
 MFN Exemptions

Group by Member
 Group by Sector

Reports (i)
 Select report ▼

▶ Show filters

Export
→

Commitment

Note that there are also download options on the selection page (including an option to download the entire dataset in csv format). The download file is saved to the computer with the name "GATS_commitments". The excel and csv formats are described as follows: The first column "Member" shows the name of the Member; "RegimeType" refers to either GATS Commitments or LDC Waiver. "SectorCode" contains the sector codes from the Services Sectoral Classification List (MTN.GATS/W/120) followed by the respective name in "SectorName". This should not be confused with "SectorText" which includes the original sector description that was provided by Members in their original schedules. Market access commitments are displayed in columns "MA1" to "MA4", where numbers refer to the mode of supply, while national treatment commitments are displayed in columns "NT1" to "NT4". Lastly, headnotes, additional commitments and footnotes – if any – will appear in "Headnotes", "AdditionalCommitment" and "Footnotes".

Format in Excel or csv

Member	RegimeType	SectorCode	SectorName	Headnote	SectorText	MA1	MA2	MA3	MA4	NT1	NT2	NT3	NT4	AdditionalCommitment	Footnotes
Colombia	GATS Commit	Horizontal commitments			ALL SECTORS INCLUDED IN THIS SCHEDULE									Foreign investment is allowed in all sectors of the economy except for investment p	
Colombia	GATS Commit	Horizontal commitments			(All sectors)									Unbound, except for m	Unbound, except for the categories of persons indicat
Colombia	GATS Commit	1.A.a	1.A.a Legal Services		a) Legal services(CPC 861)Only lega	None	None	Unbo	Unbo	None	None	None	None	Unbo	Unbound
Colombia	GATS Commit	1.A.a	1.A.a Legal Services		Legal advisory services relating to mi	None	None	None	None	None	None	None	None	Unbound	, except as indicated in the horizontal sectio
Colombia	GATS Commit	1.A.b	1.A.b Accounting, auditing		b) Accounting and book- keeping ser	Unbo	None	In	Unbo	Unbo	None	It	n	Unbound	
Colombia	GATS Commit	1.A.c	1.A.c Taxation Services		(c) Tax advisory services(CPC 863)	Unbo	None	None	Unbo	Unbo	None	None	None	Unbound	, except as indicated in the horizontal sectio
Colombia	GATS Commit	1.B.a	1.B.a Consultancy service		a) Consultancy services related to th	Unbo	None	None	Unbo	Unbo	None	None	None	Unbound	, except as indicated in the horizontal sectio
Colombia	GATS Commit	1.B.b	1.B.b Software implement		(b) Software implementation services	Unbo	None	None	Unbo	Unbo	None	None	None	Unbound	, except as indicated in the horizontal sectio
Colombia	GATS Commit	1.B.c	1.B.c Data processing ser		(c) Data processing services(CPC 84	Unbo	None	None	Unbo	Unbo	None	None	None	Unbound	, except as indicated in the horizontal sectio
Colombia	GATS Commit	1.B.d	1.B.d Data base services		(d) Data base services(CPC 844)	Unbo	None	None	Unbo	Unbo	None	None	None	Unbound	, except as indicated in the horizontal sectio
Colombia	GATS Commit	1.E	1.E Rental/Leasing Servic		(c) Rental/leasing services	Unbo	None	None	Unbo	Unbo	None	None	None	Unbound	, except as indicated in the horizontal sectio
Colombia	GATS Commit	1.F.b	1.F.b Market research and		Feasibility studies	None	None	None	Unbo	Unbo	None	None	None	Unbound	, except as indicated in the horizontal sectio
Colombia	GATS Commit	1.F.c	1.F.c Management consul		(d) Management consulting services(Unbo	None	None	Unbo	Unbo	None	None	None	Unbound	, except as indicated in the horizontal sectio

3.3.4 Reports

At the bottom (right-hand side) of the home page of the GATS module or at the top left-hand side of the results page, the user can access several summary analytical reports. By clicking on the "Reports" button, the user may obtain reports on GATS commitments by sector, GATS commitments by detailed subsectors (at the level of the W120), and MFN exemptions by sector. The reports, once generated, can be downloaded in Excel, csv and pdf formats.

Selecting reports

The screenshot shows the 'Members' GATS Commitments, MFN exemptions and LDC waiver notifications' page. The 'Reports' dropdown menu is open, showing options: 'Select report', 'Commitments by sector', 'Commitments by detailed subsectors', and 'MFN Exemptions by sector'. A red circle highlights the 'Reports' dropdown, and a box labeled 'Selection of the type of Report' points to it.

The report "**GATS commitments by sector**" shows, in table form, which (and how many) Members have undertaken GATS commitments in each of the 12 W120 sectors. The total in the last column indicates the number of sectors in which each Member has undertaken commitments. The total in the last row indicates the total number of Members with GATS commitments in each sector. Clicking on "View" in the "HC text" column opens a new tab showing the detail view of the Members' horizontal commitments.

Report on GATS commitments by sector

The screenshot shows the 'GATS Commitments by Sector' report. The table lists 12 sectors and a 'TOTAL' column. The 'TOTAL' column values are circled in red. A box labeled 'Results can be exported in Excel, csv or PDF' points to the export icons. A box labeled 'Number of sectors with commitments' points to the 'TOTAL' column. A box labeled 'Detailed view of the Members' horizontal commitments' points to the 'View' links in the 'HC Text' column.

Members	1	2	3	4	5	6	7	8	9	10	11	12	TOTAL	HC Text
Afghanistan	X	X	X	X	X	X	X	X	X	X	X		11	
Albania	X	X	X	X	X	X	X	X	X	X	X		11	View
Angola							X		X	X			3	
Antigua and Barbuda	X	X					X		X	X	X		6	View
Argentina	X	X	X	X			X		X				6	View
Armenia	X	X	X	X	X	X	X	X	X	X	X		11	View

In the RTA module, it is also possible to produce reports comparing the sectors committed in GATS with the commitments made in RTAs. See section. 4.2.3.

The summary report "**GATS commitments by detailed subsectors**" shows specific commitments of selected Members across all subsectors that have been selected. The table provides information for all W120 subsectors. The total in the last row indicates the total number of subsectors in which GATS commitments have been undertaken by each Member. The last column shows the total number of – selected or all – Members that have made commitments in the relevant subsector. Only results for up to 10 Members can be displayed on the screen, but if more than 10 are selected, the full selection will be downloadable in Excel and csv. Clicking on the subsector in the first column opens a new tab showing the detailed view of the corresponding commitments of Members appearing in the table.

In the RTA module, it is also possible to produce reports comparing the subsectors committed in GATS at the 2-digit level of W120 with the commitments made in RTAs. See section. 4.2.3.

GATS commitments by detailed subsectors Report

GATS Schedules											
Sectors	Afghanistan	Albania	Angola	Antigua and Barbuda	Argentina	Armenia	Australia	Austria	Bahrain, Kingdom of	Bangladesh	TOTAL
2 COMMUNICATION SERVICES											
2.A Postal services		X									1
2.B Courier services	X	X			X	X		X			5
2.C Telecommunication services											
2.C.a Voice telephone services	X	X		X	X	X	X	X		X	8
2.C.b Packet-switched data transmission...	X	X		X	X	X	X	X		X	8
2.C.c Circuit-switched data transmission...	X	X		X	X	X	X	X		X	8
2.C.d Telex services	X	X		X	X	X	X	X		X	8
2.C.e Telegraph services	X	X		X		X	X	X		X	7
2.C.f Facsimile services	X	X		X	X	X	X	X		X	8
2.C.g Private leased circuit services	X	X		X	X	X	X	X		X	8
2.C.h Electronic mail	X	X		X	X	X	X	X			7
2.C.i Voice mail	X	X		X	X	X	X	X			7
2.C.j On-line information and data base...	X	X		X	X	X	X	X			7
2.C.k electronic data interchange (EDI)	X	X		X	X	X	X	X			7
2.C.l enhanced/value-added facsimile...	X	X		X	X	X	X				6
2.C.m code and protocol conversion	X	X		X	X	X	X	X			7
2.C.n on-line information and/or dataprocessing...	X	X		X	X	X		X			6
2.C.o other	X	X		X	X	X	X	X		X	8
2.D Audiovisual services											
2.D.a Motion picture and video tape...	X					X					2
2.D.b Motion picture projection service						X					1
2.D.c Radio and television services						X					1
2.D.d Radio and television transmission...											
2.D.e Sound recording						X					1
2.D.f Other											
2.E Other											
TOTAL	17	17		15	15	20	14	15		8	

The report on **GATS MFN exemptions by sector** shows, in table form, the number of exemptions to the GATS most-favoured-nation (MFN) obligation, by Member and by the 12 W/120 sectors. Numbers in the table indicate the number of MFN exemptions undertaken by each Member, per sector. The column "total – sectors" indicates the number of sectors where each Member has undertaken exemptions, while the column "total – exemptions" indicates the number of MFN exemptions undertaken by each Member across all sectors selected. Clicking on the name of the Member opens a new window showing the details of the MFN exemptions. Reports will only list those Members that have undertaken MFN exemptions in sectors selected.

GATS MFN exemptions by sector

GATS MFN EXEMPTIONS BY SECTOR

H Cross-sectoral MFN exemptions
 1 BUSINESS SERVICES
 2 COMMUNICATION SERVICES
 3 CONSTRUCTION AND RELATED ENGINEERING SERVICES
 4 DISTRIBUTION SERVICES
 5 EDUCATIONAL SERVICES
 6 ENVIRONMENTAL SERVICES
 7 FINANCIAL SERVICES
 8 HEALTH RELATED AND SOCIAL SERVICES (other than those listed under 1.A.h-j.)
 9 TOURISM AND TRAVEL RELATED SERVICES
 10 RECREATIONAL, CULTURAL AND SPORTING SERVICES (other than audiovisual services)
 11 TRANSPORT SERVICES

MFN exemptions under the GATS

Members	H	1	2	3	11	TOTAL - Sectors	TOTAL - Exemptions
Afghanistan	2		3		1	2	6
Albania			3		2	2	5
Angola					2	1	2
Antigua and Barbuda			1			1	1
Argentina			1			1	1
Armenia			2		2	2	4
Australia			2			1	2
Bahrain, Kingdom of							
Bangladesh			2			1	2
Barbados							

4 RTA COMMITMENTS MODULE

This module contains information on all services commitments and reservation lists undertaken by WTO Members in their regional trade agreements (RTAs). The module focusses therefore on the schedules of commitments and lists of reservations in RTAs. Among other things, the module permits to search by Member, by RTA, by sector/sub-sector, and to compare commitments undertaken by one or several Members across different agreements.

The database currently covers a majority of the RTAs notified under Article V (Economic Integration) of the GATS. The list of RTAs covered in the database can be accessed from the I-TIP Services portal. Additional agreements are added over time.

4.1 RTA commitments and ITIP

The disciplines on services contained in RTAs, including their scope and liberalization modalities, often differ from those of the GATS. Users need to keep this in mind when consulting the information. For this reason, the module provides, among other things, direct links to the relevant text of the obligations, chapters and commitments of the RTAs, as well as a succinct description of the main features of each services RTA (see below).

A key difference between RTAs lies in the modality adopted to liberalize trade in services and the related approach to scheduling commitments and/or reservations/limitations. The approach used in the GATS and in RTAs based on that model is often described as a "positive-list" approach. According to that approach, a party to an RTA grants market access and national treatment to the services and service suppliers of the other party/parties only in the sectors explicitly listed in its schedule of specific commitments. The schedules of commitments generally follow the GATS format, and, as in the GATS, parties indicate the level of market access and national treatment granted for each mode of supply. The market access and national treatment obligations do not apply therefore to sectors/modes for which 'unbound' has been entered or that are absent from the schedule.

In contrast, several services RTAs adopt the so-called "negative-list" or "top-down" approach. According to this approach, market access and national treatment, among other obligations,⁵ apply fully to service sectors covered by the RTA, except to the extent that non-conforming measures (commonly referred to as "reservations") providing otherwise have been listed in annexes. In other words, under this approach, everything is in principle liberalized (i.e. there is a commitment for these sectors) unless otherwise indicated in the annexes. In negative-list agreements, reservations are typically of two main types, each recorded in separate annexes: Annex I, reservations concerning existing non-conforming measures (i.e., those that are applied at the time of entry into force of the agreement); and Annex II, for reservations allowing for the introduction of non-conforming measures in the future.

The categories of obligations found in negative-list type RTAs are listed below. In parentheses are the abbreviations used in ITIP.

- Market access (MA): obligation similar to that of Article XVI of the GATS, which prohibits a limited number of limitations, whether discriminatory or not.
- National treatment (NT): obligation providing for non-discrimination between foreign and domestic services and service suppliers.
- Most-favoured-nation treatment (MFN): obligation providing for non-discrimination between different foreign services and service suppliers.
- Local presence requirement (Local Pres.): obligation typically prohibiting a Party from requiring suppliers of the other Party to establish a commercial presence in its territory or to be resident as a condition for the provision of a service across borders.
- Senior management and board of directors (Senior mgmt.): obligation typically forbidding nationality and/or residence requirements for senior managers or directors of companies of the other party/parties.
- Performance requirements (Perf. Req't.): obligation prohibiting parties from imposing a defined set of requirements in relation to the establishment or operation of an investment of another party.
- Quantitative restrictions (Quant. restr'ns): obligation generally providing that parties list in an annex the quantitative restrictions that they maintain (ex: NAFTA article 1207)
- New financial services: obligation where parties commit to permitting a financial institution of another party to supply 'new' financial services.

⁵ Other obligations for which reservations can be undertaken in this type of RTAs generally include MFN treatment, local presence, senior management and board of directors, and performance requirements.

The RTA module allows users to search and obtain information on commitments/reservations in all types of RTAs. At the same time, there are some differences in the way the commitments/reservations of different types of RTAs are displayed, both in the overview of results and in the detailed views.

4.2 How to use the RTA module

4.2.1 Making a selection

After clicking on the 'RTA' icon on the I-TIP Services home page, the "selection criteria" page appears under beige banner.

Search page of Members' RTAs services provisions and commitments/reservations

The user can delete the search criteria

Results can be exported in Excel, csv or PDF

A drop-down list permits the selection of economies or groupings of economies (see section 2.1.3). It is also possible to limit the search to one or more service sectors, sub-sectors, or horizontal commitments/reservations (see section 2.1.2).

To proceed with the search, it is necessary to also identify the relevant RTAs. Once an economy has been selected, the RTA to which they are party and which are covered in the database will appear in the "RTAs" drop-down list. This allows the user to select the RTAs of interest. By clicking on "All RTAs", the commitments of all the parties to the RTAs available in the database will be included in the search.

The search criteria entered appear at the bottom of the screen (in yellow). To delete the search criteria entered, click on the red "X" next to the drop-down lists or on the "X clear" button (to delete all search criteria).

To visualize the results of the selection, press the "view results" button.

From the selection screen, it is also possible to download directly the selected information into Excel, csv or pdf formats (see dropdown menu "Download" at the bottom right-hand side of

the screen). A bulk download facility for all the information on RTAs is also available (csv format). A description of the Excel and csv files is provided in section 4.2.2.6.

Finally, summary reports can be accessed directly from the selection page (see section 3.3.4 for a description of the GATS summary reports).

4.2.2 Overview of selection results

The results of the search defined by the user are first presented in an overview page. Its purpose is to present a general picture of the selected commitments. Below are two examples. The first one results from the following selection criteria:

Member: Australia
 RTA: Australia-Chile
 Sector: 1 - Business services

It therefore shows the reservations of Australia on business services in the Australia-Chile RTA, which is based on a negative-list approach.

Overview of view results (RTA module) - example of a negative-list RTA

The screenshot shows the 'RTAs services provisions and commitments/reservations' module. The search criteria are: Economies: Australia; RTAs: Australia - Chile; Sectors: 1 - BUSINESS SERVICES. The results are grouped by Economy and RTA. An 'Export' button is visible, along with a 'Reports' dropdown menu. The main table displays reservations for '1 BUSINESS SERVICES' under '1.A Professional Services'. A 'Detailed view of results' box points to a specific reservation entry for 'Professional services' with a reservation text: 'Cross-Border Trade in Services and Investment Northern Territory To be authorised to carry on business ...'. Other reservations include '1.A.a Legal Services' and another 'Professional services' entry with a reservation text: 'Cross-Border Trade in Services In order to register to practise in Australia, patent attorneys must...'. The table columns are: Sector, Reservation/Commitment, Obligations concerned, Modes concerned, and Type of reservation.

The second example results from the following selection criteria:

Member: Chile
 RTA: Chile-China
 Sector: 1 - Business services

This shows the commitments of Chile on business services in the Chile-China RTA, which adopts a positive-list approach.

The results are presented in summary form in the table. By default, the results are ordered by Member, then by RTA, and then sector/sub-sector.

When the amount of information presented is considerable, the user can move to different pages of results by scrolling down and using the relevant icons at the bottom of the table. The possibility to show more or all results on a single page is also available at the bottom of the page. The print function of the browser can be used to print the view results.

The following sub-sections explain the different components of the table presenting the overview of view results for the RTA module.

Overview of view results (RTA module) - example of a positive-list RTA

The screenshot displays the 'RTAs services provisions and commitments/reservations' module. It shows filters for Economies (Chile), RTAs (Chile - China), and Sectors (4 - DISTRIBUTION SERVICES). The table below lists reservation/commitments for '4 DISTRIBUTION SERVICES', including '4.B Wholesale trade services' and '4.C Retailing services'. The table columns include Sector, Reservation/Commitment, Obligations concerned, Modes concerned, and Type of reservation. Red circles highlight the 'Export' button, the 'Reports' dropdown menu, and specific reservation details in the table. A callout box labeled 'Detailed view of results' points to the reservation details.

4.2.2.1 Main features

In the overview results page, while the format used is the same for negative or positive-list RTAs, but the information displayed varies.

Negative-list agreements

In the case of negative-list agreements, only the services sectors where reservations have been undertaken for non-conforming measures are listed. Unless otherwise indicated in the RTA concerned, services not listed are therefore not subject to measures inconsistent with the agreement's liberalization obligations (i.e., there are no restrictions).

In negative list-type of RTAs, the "Reservation/Commitment" column provides a preview of the reservations by listing the first words of the description of the non-conforming measure. Note that this will also indicate whether the reservation concerns the chapter on (Cross-border) Trade in Services and/or the Investment chapter. A detailed view of the reservation appears in a new tab by clicking on the underlined text.

The column on "Obligations concerned" will indicate the obligations for which the reservation has been taken, as indicated in the relevant reservation list. The standard list of obligations used

in ITIP is Market access (MA), National treatment (NT), Most-favoured-nation treatment (MFN), Local presence requirement (Local Pres.), Senior management and board of directors (Senior mgmt.), Performance requirements (Perf. Req't.), Quantitative restrictions (Quant. restr'ns), New financial services. In parentheses are the abbreviations used in ITIP. A further description of the respective obligations is provided in section 4.1.

In some cases, the "obligations concerned" column will contain the annotation "Mode 4 chapter". This indicates that the scope of commitments on mode 4 is defined through a dedicated chapter of the RTA. Clicking on the underlined text permits access to the chapter.

The column "Modes concerned" will mention the modes affected by the reservation.

Finally, the column on "Type of reservation" indicates whether the reservation concerns existing or future measures.

Positive-list agreements

In the case of positive list-type of RTAs, the "Reservation/Commitment" column shows, for each subsector, the sectors with commitments, as well as the level of commitments on market access and national treatment for each mode of supply. Since the obligations concerned (market access and national treatment) and the modes of supply are already indicated in the "Reservation/Commitment" column, the columns on "Obligations concerned" and "Modes concerned" appear empty.

Since these types of agreements do not distinguish between reservations for existing and future measures, the column on "Type of reservation" is also left empty. Only the sectors for which market access and national treatment commitments have been made by the party concerned are displayed. Services for which no commitments have been made are not displayed. In the latter case, if the specific sector has been chosen in isolation, then the indication "no records to display" will appear. If the sector without commitments has been included within a broader selection of sectors, then the sector will be visualized on the page, but the "Reservation/Commitment" column will be empty.

4.2.2.1.1 Overview of scope and architecture of RTAs

Summary information on the scope and architecture of each RTA is provided. This information can be accessed by clicking on the "[RTA overview](#)" link, which appears on the right of each RTA listed in the table. A PDF file then opens, providing a brief overview of the RTA concerned.

RTA's summary information

Home | GATS | RTA Commitments | Applied Services Trade Policy | Statistics [User Guide](#)

RTAs services provisions and commitments/reservations The module on RTAs allows to access and search for information on Members' commitments in regional trade agreements notified under Article V of the GATS

Members: Chile [Back to selection screen](#)
 RTAs: Chile - China
 Sectors: All Sectors

Group by: Member | RTA

Reports Select report

Show filters

Sector	Reservation/Commitment	Obligations concerned	Modes concerned	Type of reservation
Chile				
Chile - China				
Horizontal				
	i. Payments and transfers 1), 2), 3) and 4). Unbound with respect to the measures adopted or to be adopted ...			RTA Overview
	ii. Decree Law 600 ("Decreto Ley 600") Decree Law 600 (1974), the Foreign Investment Statute, is a voluntary ...			
	iii. Original ethnic groups Nothing in this Schedule may be understood as limiting the right to adopt ...			
	iv. Commercial Presence (mode 3) This Schedule applies only to the following types of commercial presence ...			

Summary information of Chile-China RTA

Chile – China RTA: Services Overview¹

- This RTA was notified to the WTO under Article V of the GATS on 18 November 2010. It entered into force on 1 August 2010. Further information on this Agreement and on its WTO consideration process can be found at: <http://rtais.wto.org/UI/CRShowRTAIDCard.aspx?rtaid=8>

Overall Treatment of Services in the RTA

- Trade in Services is essentially covered by the Agreement on Trade in Services, which contains obligations and disciplines in relation to the four modes of supply.²
- In addition, Annex I on the Temporary Movement of Business Persons specifies, among other things, the categories of business persons that should be granted temporary entry, under certain conditions.
- Regarding the scope of the Agreement on Trade in Services, it may be observed, among other things, that it does not apply to financial services, as well as to air transport services, except for aircraft repair and maintenance, selling and marketing of air transport services, and computer reservation system (CRS) services, airport operation services, and ground handling services.

Liberalization Modalities

- The Agreement uses a positive-list approach along the lines of the GATS, whereby Parties inscribe in their respective schedules the sectors where they undertake commitments with respect to the obligations of Market Access (Article 3) and National Treatment (Article 2), along with any terms, limitations and conditions. Schedules may also contain undertakings relating to Additional Commitments (Article 5). The Schedules of Specific Commitments are contained in Annex II of the Agreement.
- The Agreement does not contain an obligation on most-favoured-nation treatment.

While not substituting for a more detailed reading of the agreement, the overviews provide basic information to help consult the commitments made or reservations entered under an RTA. It summarizes the main features of the agreement as regards services, indicates the relevant chapters and their general coverage, enumerates the main obligations, and briefly describes the liberalization modalities and the content of related annexes. A link to the consideration process of this RTA in the WTO (including any Factual Report) is provided.

4.2.2.1.2 Sector-specific provisions

RTAs often contain provisions that are specific to particular service sectors. Examples of such sector-specific provisions would be RTAs' chapters on telecommunication containing a set of regulatory disciplines or dedicated annexes on professional services. Clicking on "[Sector-specific provision](#)", which appears in the table next to relevant sector headings, opens a new tab with the full text of such provisions.

Sector-specific provision

The screenshot displays the 'RTAs services provisions and commitments/reservations' module. The interface includes navigation tabs (Home, GATS, RTA Commitments, Services Trade Policy Database, Statistics) and a 'User Guide' link. The main content area shows search criteria: Economies: Chile, RTAs: EFTA - Chile, and Sectors: 2.C - Telecommunication services. A 'Back to selection screen' link is present. Below the search criteria, there are filters for 'Group by' (Economy, RTA) and a 'Reports' section with a 'Select report' dropdown. A 'Show filters' link is also available. The main table displays results for Chile, with a tree view showing 'EFTA - Chile' > '2 COMMUNICATION SERVICES' > '2.C Telecommunication services'. The '2.C Telecommunication services' row is highlighted, and the text 'Sector-specific provision' is circled in red. Below this, there are sub-sections for '2.C.a Voice telephone services' and '2.C Telecommunication services', each with a table of commitments and reservations.

Sector	Reservation/Commitment	Obligations concerned	Modes concerned	Type of reservation
Chile				
EFTA - Chile				
2 COMMUNICATION SERVICES				
2.C Telecommunication services				
- sector-specific commitments on:				
Telecommunication services	BASIC TELECOMMUNICATION SERVICES (7); Telecommunication services consist of the transport of electromagnetic ...			
2.C.a Voice telephone services				
- sector-specific commitments on:				
2. COMMUNICATION SERVICES	MA: 1) Unbound 2) Unbound 3) Partial 4) Unbound except as indicated in the Horizontal Commitments			
B. Private Leased Circuits				
a. Telephone services	NT: 1) Unbound 2) Unbound 3) Partial 4) Unbound except as indicated in the Horizontal Commitments			
b. Data transmission				
c. Electronic mail				
C. Telecommunication Services	MA: 1) Partial 2) Partial 3) Partial 4) Unbound except			

Source document for sector-specific provisions

The screenshot shows the 'Source document' section for the selected sector. The text 'Source document:' is followed by a link 'Annex IX: Telecommunication Services', which is circled in red. The interface also shows the 'Chile' and 'Telecommunication services' sections.

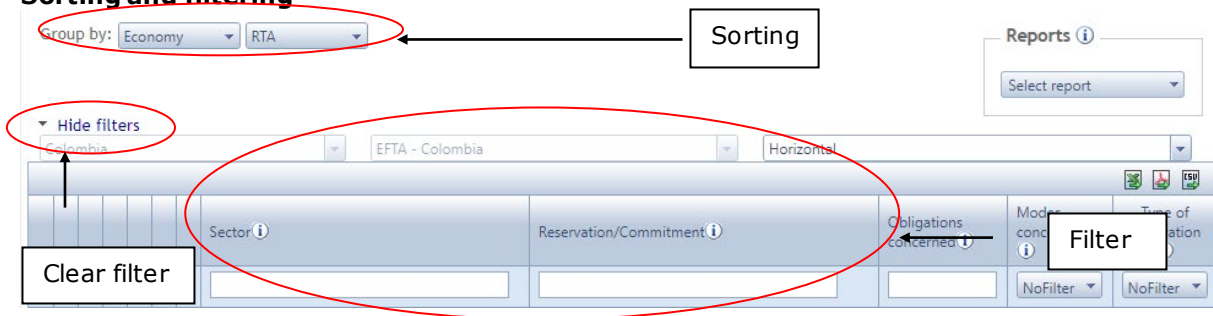
Source document: [Annex IX: Telecommunication Services](#)

4.2.2.2 Sorting

When selection results are presented for more than one economy or more than one RTA, the user has the possibility to modify the sorting of the results. By default, the results are ordered by economy, then by RTA, and then by sector. For example, if the user wants to see all commitments and reservations of Chile and Australia in all their RTAs, the table first presents Australia's commitments in RTA no. 1 for all sectors, then Australia's commitments in RTA no. 2, etc.

Using the "Group by" options above the table allows modifying the ordering, for example by sorting all selected commitments/reservations by sector first. In this case, the user will see for sector 1 Australia's and Chile's commitments for sector 1, followed by sector 2, etc.

Sorting and filtering



4.2.2.3 Filters

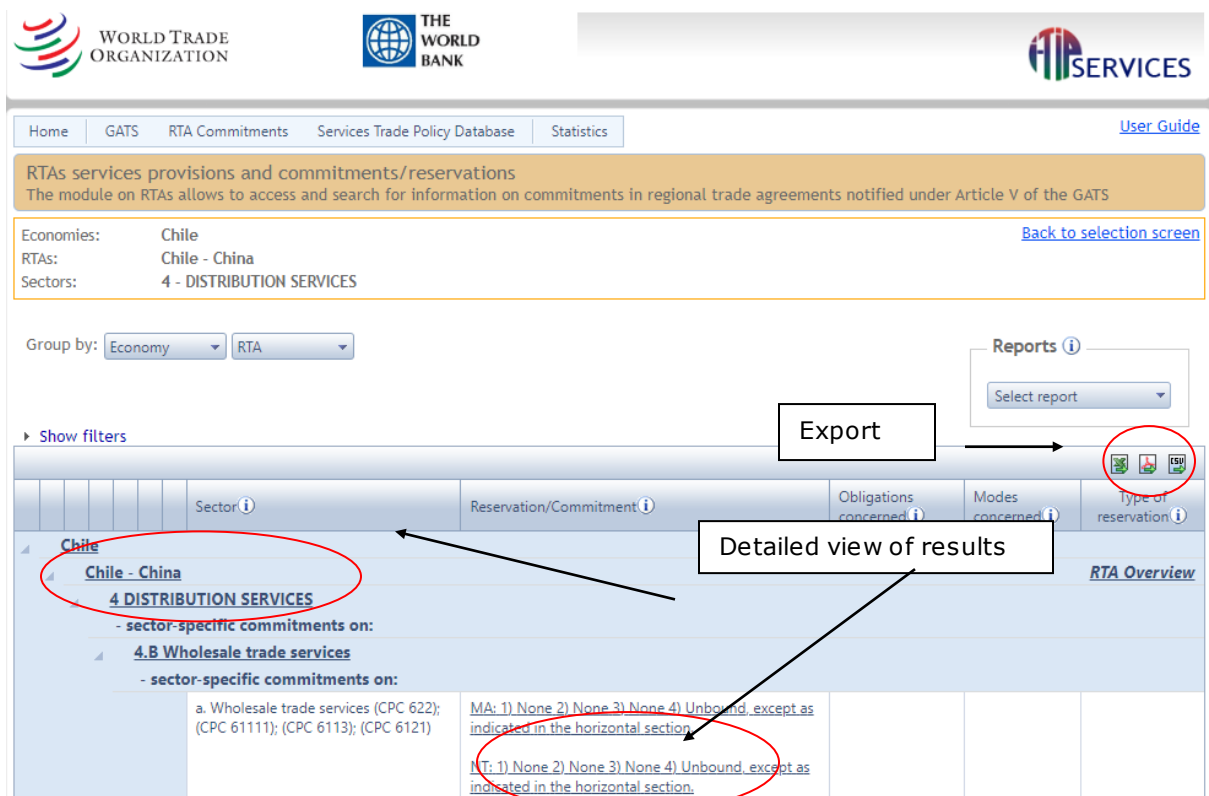
The database offers the possibility to filter the view results by Member, RTA, and sector, allowing the user to visualize the results for only one of the Members selected and/or one of the sectors or RTAs at a time. To do so, click on "show filters" (above the results table), and then select using the respective drop-down lists. The option is also given to filter the obligations, modes and types of reservations for negative type agreements.

To return to a full view of the view results, click on "X Clear filters".

4.2.2.4 Detailed view of the results

While the selection results are initially presented in an abbreviated and succinct manner to provide the user with a general picture of RTA commitments/reservations, the database enables the user to display the full details of selected commitments and reservations.

The detailed view of a particular commitment/reservation is accessed by clicking on the underlined text of the sectoral entry in the "reservation/commitment" column. A new tab then opens up and presents the full information relating to the commitment or reservation for that particular service sector.



For **positive-list** entries (commitments), the presentation is similar to the one used in I-TIP for GATS specific commitments. The sector in which the commitment is undertaken (the first column in original GATS schedules) is presented in a row. Below, market access, national treatment, as well as any additional commitments, are presented in columns.

Detailed view of results - example of a positive-list agreement

WORLD TRADE ORGANIZATION THE WORLD BANK WTP SERVICES

EFTA - Chile

CHILE

EFTA - CHILE

1 BUSINESS SERVICES

1.A PROFESSIONAL SERVICES

SOURCE

Source: [Annex VIII Appendix 1: Schedule of specific commitments of Chile Entry Into Force of RTA: 01/12/2004](#)

HEADNOTE / SECTOR HEADING

Without prejudice to Horizontal Commitments, suppliers of services included in this Schedule may be subject to evaluation by the competent authorities in which they must certify compliance with the requirements that ensure competent performance in the sector.

If the advice given by a professional implies addressing or undertaking formal procedures before Chilean Courts of Justice or administrative bodies, such proceedings must be undertaken by a professional duly qualified in Chile.

1.A.A LEGAL SERVICES

COMMITMENT

a. Legal Services (CPC 861)

Limitations on Market Access	Limitations on National Treatment
<p>1) None, except :</p> <p>Justice ancillaries (auxiliares de la administración de Justicia) must be resident in the same place or city as the court for which they render service.</p> <p>Receivers in bankruptcy (síndicos de quiebra) must have not less than three years' experience in commercial, economic or legal areas and must be duly authorised</p>	<p>1) None except :</p> <p>Public defenders (defensores públicos), public notaries (notarios públicos) and custodians (conservadores) must be Chilean and fulfill the same requirements that are needed to become a judge.</p> <p>Archivists (archiveros) and arbitrators at law (arbitros de derecho) must be lawyers and,</p>

For **negative-list** entries (reservations), the presentation reflects to a large extent the format used in lists of reservations. It contains the following fields, which all contain information lifted from the RTA official documents:

- Sector: text from the RTA that indicates the sector and/or sub-sector in which the reservation is taken, along with any reference to classification systems.
- Comments: description of the non-conforming measure.
- Relevant laws: indicates any laws/regulations relating to the non-conforming measure(s), as listed in the RTA.
- Level of government: this field appears when the RTA specifies that the non-conforming measure relates to a level of government other than the central one (e.g., regional, local, provincial). The name of the sub-central entity is displayed when mentioned in the agreement.

- Phase-out: this field appears when the RTA specifies that a non-conforming measure is subject to a partial or complete phase-out over time. The date of complete phase-out is provided.
- Obligations concerned: indicates the obligation(s) for which the reservation is taken, i.e., the obligation(s) that do not apply to the measure listed. The database allows consulting the text of the obligation (e.g., "Article XYZ: National treatment") by clicking on it. Next to each obligation appears the name of the chapter in which the obligation is contained (e.g., "Chapter A: Cross-border trade in services"). Again, clicking on the name of the chapter allows consulting the original text (normally in PDF format).
- Source: indicates the section of the RTA where the text of the non-conforming measure is found, typically an annex. Clicking on the name of the annex permits consulting the original text (normally in PDF format).
- Entry into force of the agreement: date of entry into force of the RTA, as notified to the WTO.

Users need to keep in mind that sector-specific reservations/commitments always need to be read in conjunction with those applying across sectors.

Detailed view of results - example of a negative-list agreement

World Trade Organization **The World Bank** **SERVICES**

Australia - Chile

AUSTRALIA

AUSTRALIA - CHILE

1 BUSINESS SERVICES

1.A PROFESSIONAL SERVICES

RESERVATION

Sector: Professional services

Comments: "Cross-Border Trade in Services and Investment Northern Territory
To be authorised to carry on business in the Northern Territory, a trustee company must have at least three directors and a manager who are bona fide residents of the Northern Territory.
The company must open and maintain an office within the Northern Territory.
Unless a testator has expressly (in a will or other instrument) dispensed with the requirement, a trustee company cannot be granted probate of a will or administer an estate unless at least one half of its directors, and the manager, are bona fide residents of the Northern Territory.
Western Australia
A company can only act as a trustee company in Western Australia if it is a body corporate."

Relevant laws: Companies (Trustees and Personal Representatives) Act (NT)
Trustee Companies Act 1987 (WA)

Level of government: Sub-central: ~~Northern Territory~~ ~~Western Australia~~

Obligation concerned: [Article 9.6: Local presence](#) [Chapter 09: Cross-border trade in services](#)
[Article 10.8: Senior management and boards of directors](#) [Chapter 10: Investment](#)

Existing non-conforming measure: YES

Source: [Annex I: Cross-Border Trade in Services and Investment \(p. I-A-12\)](#)

Text of the reservation

Links to articles and chapters referenced in the reservation

Link to source document

4.2.2.5 Detailed view of all commitments/reservations for specific economies and sectors

To see the detailed information for commitments/reservations in all selected sectors for an RTA or an economy, click on the name of the RTA or the economy, respectively. Users can also view the detailed information concerning all subsectors belonging to a sector by clicking on the sector name. Similar features are available with other sorting options. All headings for which you can view detailed information are underlines and in bold.

4.2.2.6 Export in Excel or PDF format

Results shown in the table or detailed view can be exported in Excel, csv or PDF form at by clicking on the relevant icon on the top right-hand side of the table or window. Note that there are also download options on the selection page (including an option to download the entire dataset in csv format). A compressed zipped folder is saved to the computer that includes two different files.

Firstly, "RTA_commit" contains the positive-type agreements of the selection. For the Excel and csv formats, it follows the same structure as the file download of GATS commitments explained in section 3.3.3.6. In addition, it provides the name of the agreement in "RTA", the date of entry into force of the agreement in "EntryIntoForce" and the name of the original schedule in "Source".

Excel and csv download - example of a positive-list agreement

Member	RTA	RegimeType	SectorCode	SectorName	Headnote	SectorText	MA1	MA2	MA3	MA4	NT1	NT2	NT3	NT4	AdditionalCom mitment	Footnotes	EntryInto Force	Source
Colombia	EFTA - Colombia	GATS Commitment		Horizontal		All sectors included in this schedule			Foreig n	Unbo und.			Unap progr	Unbo und.			01-Jul-11	Appendix 1 to
Colombia	EFTA - Colombia	GATS Commitment	1.A.a	Legal Services		a) Legal services (CPC 861) Only legal advisory services in	None	None	None,	Unbo except	None	None	None,	Unbo except			01-Jul-11	Appendix 1 to
Colombia	EFTA - Colombia	GATS Commitment	1.A.b	Accounting, auditing and		b) Accounting and book-keeping services (CPC 862)	Unbo und	None	None	Unbo und.	Unbo und	None	Unbo tration	Unbo und.			01-Jul-11	Appendix 1 to

Secondly, "RTA_res" contains the negative-type agreements of the selection. For the Excel and csv formats, its structure is very similar, however, the reservation text is displayed in "Comment", followed by the corresponding laws ("RelevantLaw"), obligations ("Obligation"), articles from the agreement ("Articles"), and to which government level it applies ("LevelOfGovernment"). The respective modes of supply to which the reservation refers is displayed in "ModesConcerned". Lastly, "ReservationType" shows whether the reservation is an existing or future measure. Please note that for instance, if no negative-type agreement was selected, the respective download file will be empty.

Excel and csv download - example of a negative-list agreement

Member	RTA	SectorC	SectorName	SectorText	Comment	RelevantLaw	LevelOfGovernment	Obligation	Articles	ModesC	ReservationType	Source	EntryIntoForce	FootNotes
Costa Rica	Chile - Costa Rica	(Chile - Central America)	All sectors					Mode 4 chapter		4		Capitulo 14	15-Feb-02	
Costa Rica	Chile - Costa Rica	(Chile - Central America)	Todos los sectores	"Comercio transfronterizo"	Law No. 2 of 23 August 1943 - Código del Tri/MFN/NT			11.03	Trato nacional	1, 2, 4	Existing	Anexo I	Re 15-Feb-02	
Costa Rica	Chile - Costa Rica	(Chile - Central America)	Todos los sectores	"Comercio transfronterizo"	Law No. 3284 of 30 April 1984 - Código de C/N/Local Pres			11.03	Trato nacional	1, 2, 4	Existing	Anexo I	Re 15-Feb-02	
Costa Rica	Chile - Costa Rica	(Chile - Central America)	Concesión de obra	"Comercio transfronterizo"	Law No. 7762 of 14 April 1998 - Ley General N/Local Pres			11.03	Trato nacional	1, 2, 4	Existing	Anexo I	Re 15-Feb-02	
Costa Rica	Chile - Costa Rica	(Chile - Central America)	Asuntos relacionados	"Costa Rica se reserva el derecho de adoptar o mantener cualquier"	rNT/MFN/Local Pres			11.03	Trato nacional	1, 2, 4	Future	Anexo II	Re 15-Feb-02	
Costa Rica	Chile - Costa Rica	(Chile - Central America)	Producción de alcohol	"Costa Rica se reserva"	Law No. 8 of 31 October 1885- Código Fiscal NT/MFN/Local Pres			11.03	Trato nacional	1, 2, 4	Future	Anexo II	Re 15-Feb-02	
Costa Rica	Chile - Costa Rica	(Chile - Central America)	Utilización y explotación	"Costa Rica se reserva Constitución Política de la República de Cosi"	MFN/Local Pres			11.03	Trato nacional	1, 2, 4	Future	Anexo II	Re 15-Feb-02	
Costa Rica	Chile - Costa Rica	(1.A.h)	Professional Services	"Servicios profesionales"	"Comercio transfronterizo"	(Ley No. 7221 del 06/04/1991 - Ley Orgánica; MFN/Local Pres			11.03	Trato nacional	1, 2, 4	Existing	Anexo I	Re 15-Feb-02
Costa Rica	Chile - Costa Rica	(1.A.h)	Medical and dental Services	"Servicios para la co"	"Comercio transfronterizo"	Law No. 7559 of 9 November 1995 - Ley de rNT			11.03	Trato nacional	1, 2, 4	Existing	Anexo I	Re 15-Feb-02




4.2.3 Reports on RTAs

At the bottom (right-hand side) of the home page of the RTA module or at the top right-hand side of the results page, the user can access several summary analytical reports, through the drop-down list in the "Reports" command. The reports, once generated, can be downloaded in Excel, csv and pdf formats.

The report "**RTA commitments by sector**" shows, in table form, sectors where economies have undertaken services commitments in their different regional trade agreements (RTAs). The table provides an overview of commitments in the 12 sector groups of the Services Sectoral Classification List. The total in the last column indicates the number of sectors in which each economy has undertaken commitments. Clicking on the name of the RTA opens a new window showing the details of relevant economies' commitments. Economies' horizontal commitments/reservations can similarly be accessed directly from the table ("HC Text" column).

The report "**Compare to GATS: RTA commitments by sector**" adds the GATS commitments in the comparison.

Report Compare to GATS: RTA commitments by sector

Home | GATS | RTA Commitments | Services Trade Policy Database | Statistics
[User Guide](#)

Economies: Australia [Back to selection screen](#)

RTAs: Australia - Chile

Sectors: Horizontal commitments/reservations, All Sectors

COMPARE TO GATS: RTA COMMITMENTS BY SECTOR

- 1 BUSINESS SERVICES
- 2 COMMUNICATION SERVICES
- 3 CONSTRUCTION AND RELATED ENGINEERING SERVICES
- 4 DISTRIBUTION SERVICES
- 5 EDUCATIONAL SERVICES
- 6 ENVIRONMENTAL SERVICES
- 7 FINANCIAL SERVICES
- 8 HEALTH RELATED AND SOCIAL SERVICES (other than those listed under 1.A.h-j.)
- 9 TOURISM AND TRAVEL RELATED SERVICES
- 10 RECREATIONAL, CULTURAL AND SPORTING SERVICES (other than audiovisual services)
- 11 TRANSPORT SERVICES
- 12 OTHER SERVICES NOT INCLUDED ELSEWHERE
- HC Horizontal Commitments

Regimes

Signatory	Regime	1	2	3	4	5	6	7	8	9	10	11	12	TOTAL	HC Text
Australia	GATS Schedule	X	X	X	X	X	X	X	X	X	X	X		11	View
Australia	Australia - Chile	X	X	X	X	X	X	X	X	X	X	X	X	12	View
		2	2	2	2	2	2	2	2	2	2	2	1		

Results can be exported in Excel, csv or PDF format

"X" indicates a sector with at least one commitment

Number of sectors with commitments

The summary report "**RTA commitments by detailed subsectors**" shows specific commitments of selected economies in regional trade agreements (RTAs) across subsectors at the two digit level of W120 (the total number of subsectors at the 2-digit level is 55) The total in the last row indicates the total number of subsectors in which RTA commitments have been undertaken by each economy. Results for a maximum of 10 economies/RTAs can be presented in the table on the webpage. However, schedules of up to 255 economies/RTAs can be considered when the table is exported to Excel. Clicking on the sector or subsector in the first column opens a new window showing the details of the corresponding commitments or reservations of economies appearing in the table.

The report "**Compare to GATS: RTA commitments by 2-digit detailed subsectors**" adds the GATS commitments in the comparison.

Report Compare to GATS: RTA commitments by 2-digit detailed subsectors

Home GATS RTA Commitments Services Trade Policy Database Statistics [User Guide](#)

Economies: Australia [Back to selection screen](#)
 RTAs: Australia - Chile
 Sectors: Horizontal commitments/reservations, All Sectors

COMPARE TO GATS: RTA COMMITMENTS BY 2-DIGIT DETAILED SUBSECTORS

NOTE THAT ONLY RESULTS FOR UP TO 10 ECONOMY/AGREEMENT COMBINATIONS CAN BE DISPLAYED ON THE SCREEN, BUT (IF MORE THAN 10 ARE SELECTED) THE FULL SELECTION WILL BE DOWNLOADABLE IN EXCEL AND CSV.

Regimes

Results can be exported in Excel, csv or PDF format

Sectors	Australia (GATS)	Australia (Australia - Chile)	TOTAL
1 BUSINESS SERVICES			
1.A Professional Services	X	X	2
1.B Computer and Related Services	X		2
1.C Research and Development Services	X		2
1.D Real Estate Services	X		2
1.E Rental/Leasing Services without...	X	X	2
1.F Other Business Services	X	X	2
2 COMMUNICATION SERVICES			
2.A Postal services		X	1
2.B Courier services		X	1
2.C Telecommunication services	X	X	2
2.D Audiovisual services			
3 CONSTRUCTION AND RELATED ENGINEERING...			
3.A General construction work for buildings	X	X	2

"X" indicates a sector with at least one commitment

5 SERVICES TRADE POLICY DATABASE MODULE

This module provides information on applied measures that affect trade in services in a range of subsectors.

5.1 Content of the Services Trade Policy Database

The Services Trade Policy Database module provides information jointly compiled by the World Bank and the WTO Secretariat. Information is currently available for [129 economies](#). For 87 of these economies, the information was collected through a survey conducted jointly by the World Bank and WTO. Information for CEFTA parties was collected in cooperation with the CEFTA Secretariat. Information for several African economies was collected in cooperation with ITC, GIZ and EU. The information for the remaining 43 economies was sourced from the OECD STRI regulatory database (2016 vintage), thanks to the co-operation of the OECD, which is gratefully acknowledged.

In this module the list of sectors/sub-sectors is adapted to the narrower list of subsectors covered by the World Bank-WTO survey (and the OECD database), as well as the necessity to adapt definitions to the way certain sectors are regulated. The database contains information on services trade policies for 129 economies in 34 subsectors across nine broad areas - financial services, communications, distribution, transportation, professional services, computer, construction, tourism, and health services, respectively.

The box below lists the subsectors covered by the Services Trade Policy database and the definitions used for these individual subsectors.

Box 1 Subsectors covered

- Professional services (Legal, Accounting, Auditing, Architecture and Engineering services)

Legal services: Host country representation services: Court appearances/oral arguments: Legal representation of one party's interest against another party, before the courts or other domestic judicial or quasi-judicial bodies, whether concerning criminal law or other than criminal. Also covered are representation services in statutory procedures of quasi-judicial bodies. The following are excluded: activities in relation to the administration of public justice (such as judges); and notaries who typically perform their activities as public officials and are subject to a different regulatory regime.

Legal services: Home country law and/or third country law (advisory/representation): General counselling, advice and drafting of documents and other related legal services concerning foreign or international law. International law includes advisory services in home country law (i.e. law of the country of the foreign supplier or foreign law), third country law, international law, as well as a right to appear in international commercial arbitration. It also covers advisory services in statutory procedures of quasi-judicial bodies. Excluded are activities in relation to the administration of public justice (such as judges); and notaries who typically perform their activities as public officials and are subject to a different regulatory regime.

Legal services: Host country advisory services: General counselling, advice and drafting of documents and other related legal services concerning domestic law (i.e. the law of the jurisdiction under review), whether criminal law or other than criminal. Also covered are advisory services in statutory procedures of quasi-judicial bodies. The following are excluded: activities in relation to the administration of public justice (such as judges); and notaries who typically perform their activities as public officials and are subject to a different regulatory regime.

Accounting services: The collection, recording and extraction of financial information, and the summary of it in the form of a periodic profit and loss account, a balance sheet and a cash flow statement in accordance with legal, professional, and capital market requirements (e.g. accounting review, compilation of financial statements). Bookkeeping services are included here as the difference in regulation between accountants and book-keepers are typically small or not existent. In most jurisdictions, book-keeping is synonymous with accounting and is not separately regulated.

Auditing services: The examination and assessment of the activities, controls, records and systems that underpin accounting information and reports. Financial audits are typically performed by firms of practicing accountants due to the specialist financial reporting knowledge they require.

Architecture services: The scope of architecture services includes several related activities, such as advisory and pre-design architectural services, architectural design, contract administration services, and urban planning and landscape architecture services.

Engineering services: Engineering services include several activities which are closely related, such as engineering and integrated engineering services, and engineering related scientific and technical consulting services. Technical testing and analysis services are not included.

- Communication services

Audiovisual services: Audiovisual services cover three lines of activities: (1) Television-related services span the production of TV programmes as well as the transmission of these programmes (the broadcasting activity). The production of television programmes may be of all types (e.g. series, telefilms, animated cartoons), for promotion or advertisement, and of copyright television programmes without contract for outright sale (i.e. with all-attendant property rights). Broadcasting typically includes the transmission of programmes received by the general public. It comprises the creation of complete television channel programmes, from purchased programme components (e.g. movies, documentaries etc.), self-produced programme components (e.g. local news, life reports) or a combination thereof. This complete television programme can be either broadcast by the producing unit or produced for transmission by third party distributors. It may be of a general or specialized nature, may be made freely available to users or may be available only on a subscription basis. Broadcasting activities also cover non-linear media services such as on-demand and interactive TV delivered over a range of different networks and devices (including

phones and computers). (2) Services related to motion pictures span the production, distribution, and exhibition of films, as well as an array of auxiliary activities, such as dubbing and editing. (3) Sound recording covers the production of original sound recordings; sound recording services activities in a studio; music publishing (acquiring and registering copyright, authorizing the use of the music/compositions) and distribution of sound recording to wholesalers and retailers.

Postal and courier services: Postal and courier services cover the pick-up, transport, delivery (door-to-door delivery) services of letters, parcels, and express delivery services. These services include both addressed and unaddressed items. This definition does not distinguish courier and postal services by the type of activity. Both designated postal operators (DPOs) and private operators are increasingly covering the same activities.

Telecommunications services (Fixed, mobile, Internet)

Fixed-line telecommunication services: The transmission and reception of signals through wired networks. Fixed-line telecommunications covers local as well as long-distance telephony services.

Mobile telecommunication services: The transmission and reception of signals through wireless networks.

Internet services: Carrying of electronic signals (traffic) over the Internet, providing access to the Internet, providing telecommunications services on the Internet and similar distributed computer networks that rely on, but are not part of, the normal telecommunications network.

- Computer services

Computer services: Computer services cover computer programming, consultancy and related activities, as well as web search portals and data processing and hosting services. It includes activities of providing expertise in the field of information technologies: writing, modifying, testing and supporting software; planning and designing computer systems that integrate computer hardware, software and communication technologies; on-site management and operation of clients' computer systems and/or data processing facilities; and other professional and technical computer-related activities.

- Distribution (Retail and wholesale)

Retailing services: Resale of new and used goods mainly to the general public for personal or household consumption or utilization, by shops, department stores, stalls, mail-order houses, hawkers and peddlers, consumer cooperatives etc. Relevant are the laws, regulations rules, guidelines etc. which apply to the retail trade sector in general. Particular product regulations regarding the retail sale of specific types of products (e.g. tobacco, alcohol, pharmaceutical products) are not taken into account.

Wholesale trade services: Resale of new and used goods to retailers, to industrial, commercial, institutional or professional users, or to other wholesalers, or involves acting as an agent or broker in buying goods for, or selling goods to, such persons or companies. Wholesale covers the activities of wholesale merchants or jobbers, industrial distributors, exporters, importers, and cooperative buying associations, sales branches and sales offices (but not retail stores). Relevant are the laws, regulations rules, guidelines etc. which apply to the wholesale trade sector in general. Particular product regulations regarding the wholesale of specific types of products (e.g. primary agricultural or mining products, tobacco, alcohol, pharmaceutical products) are not taken into account.

- Construction services

Construction services: Construction services cover pre-erection work; new construction and repair, alteration, restoration and maintenance work on residential and non-residential buildings, as well as civil engineering works. They also include installation and assembly work, building completion and finishing work, as well as renting services related to equipment for construction or demolition of buildings or civil engineering works, with operator.

- Financial services (Commercial banking, life insurance, non-life insurance, reinsurance)

Commercial banking: Most services supplied by banks, such as acceptance of deposits and other repayable funds from the public, lending of all types, financial leasing, guarantees and commitments, and payment and money transmission services. For the purposes of this exercise, commercial banking does not include the services typically supplied by investment banks, such as brokerage or trading of securities, securities underwriting services, and mergers and acquisitions (M&A) and corporate reorganization services.

Life insurance: Insurance underwriting services consisting in making payments upon the death of the policy holder, or at the end of an agreed term, with or without a profit element. For the purpose of this exercise, accident and health insurance services are not covered.

Non-life insurance: Non-life insurance or general insurance, provide payments depending on the loss from a particular financial event. General insurance is typically defined as any insurance that is not determined to be life insurance. It typically includes motor vehicle insurance, fire and other property damage insurance, pecuniary loss insurance, and general liability insurance. Also covered is marine, aviation and transport (MAT) insurance, i.e. the insurance of risks comprising maritime shipping, commercial aviation, space launching and freight (including satellites).

Reinsurance and retrocession: Reinsurance is a financial transaction by which risk is transferred (ceded) from an insurance company (cedant) to a reinsurance company (reinsurer) in exchange of a payment (reinsurance premium). When it is a reinsurer that cedes risk to another reinsurer, the service is called retrocession. Providers of reinsurance are professional reinsurers which are entities exclusively dedicated to the activity of reinsurance (e.g. SwissRe). Also in most jurisdictions insurance companies are allowed to participate in reinsurance.

- Transport (air freight-passenger domestic-international, rail freight, road freight, maritime freight and auxiliary services)

Air freight domestic: Domestic air transport of freight on a scheduled basis. It covers air transportation of individual articles and packages assembled and shipped in specially constructed shipping containers designed for ease of handling in transport. It includes air transportation services of letters and parcels.

Air freight international: International air transport of freight on a scheduled basis. It covers air transportation of individual articles and packages assembled and shipped in specially constructed shipping containers designed for ease of handling in transport. It includes air transportation services of letters and parcels.

Rail: Freight transportation: The sector rail freight service providers (or carriers). Covered items are rail freight transportation of frozen or refrigerated goods, transportation of bulk liquids and gases, transportation of containerized freight, mail transportation and other freight. Inter-urban rail transport of freight is also covered.

Road: Freight transportation: The sector covers freight transportation and relevant rental of commercial vehicles with operator. This definition entails transportation of frozen or refrigerated goods, transportation of bulk liquids or gases, transportation of containerized freight, transportation of furniture, mail transportation, freight transportation by man- or animal-drawn vehicles and transportation of other freight, whether domestically or internationally.

Maritime: Freight transport: The sector covers the two main types of services offered by the maritime shipping industry, namely liner and tramp services, whether coastal or transoceanic. Cabotage is also considered. All types of goods transported should be covered (e.g. frozen or refrigerated goods; bulk liquids or gases; dry bulk goods such as cereals, flour, cement or sand; letters and parcels; goods that have been containerized for ease of transport). Rental services of freight ships with crew are also covered. Charter services are not covered to the extent that they are subject to a different regulatory regime.

Maritime intermediation auxiliary services: Maritime agency, freight forwarding and customs clearance services are covered. In general, regulatory frameworks (laws, regulations, rules, guidelines, etc.) deal with these activities in conjunction, given that they are often conducted jointly and/or are substitutable. This refers to intermediaries/agents which are not related (i.e. no direct investment relationship) with the maritime shipping operators or ship owners.

Maritime cargo-handling, storage, warehousing and container station depot services: In general, regulatory frameworks (laws, regulations, rules, guidelines, etc.) deal with maritime cargo

handling, container depot station, and storage and warehouse activities as a package, given that these activities are often conducted jointly and in an integrated manner. Maritime cargo handling services are activities exercised by stevedore companies, including terminal operators, but not including the direct activities of Dockers, when this workforce is organized independently of the stevedoring or terminal operator companies. Container station and depot services means activities consisting in storing containers, whether in port areas or inland, with a view to their stuffing/stripping, repairing and making them available for shipments.

- Tourism services (Hotel services, travel agents and tour operators, tourist guide services)

Hotel services: Hotel services cover lodging and related services typically provided by hotels. Related services comprise services normally furnished with and included in the lodging price and include room service, desk service, mail service and bellboy service. Hotels also generally make available other services such as parking, food, beverages, entertainment, swimming pools, banquet, convention and meeting facilities. Resort hotels may provide extensive recreational facilities. These various services are included here, if provided as a part of the price of lodging.

Travel agencies and tour operators: Services rendered for passenger travel/transport by travel agencies, tour operators, and similar services; travel information, advice and planning services; services related to arrangement of tours, accommodation, passenger and baggage transportation; ticket issuance services. These services are provided on a fee or contract basis.

Tourist guide services: Include the services provided by tourist guide agencies and own account tourist guides.

- Health services

Medical and health services: Cover the provision of hospital services, services of health professionals (medical and dental services, midwives, nurses, physiotherapists and paramedical services). For mode 3, only health establishments (hospitals) are covered, which are defined as follows: services delivered under the direction of medical doctors chiefly to in-patients, aimed at curing, reactivating and/or maintaining the health status of a patient. They comprise medical and paramedical services, nursing services, laboratory and technical services including radiological and anaesthesiological services, etc. For mode 4, 2 sections have been developed: Section D. covers the services of medical doctors and dentists. Section D.a. refers to services of midwives, nurses, physiotherapists and paramedical personnel.

The database includes information on the main measures (e.g. laws, regulations, policy guidelines, directives) affecting trade in services. These measures have been classified according to four main categories: A) conditions on market entry (i.e. requirements applicable to obtain an authorization to supply or to access the market); B) conditions on operations (i.e. conditions that will apply to the actual supply of services or to the service supplier); C) measures affecting competition (i.e. conditions that affect in particular the conditions under which firms compete); and D) measures pertaining to overall regulatory environment and administrative procedures. A final catch-all category – miscellaneous – has been kept allowing for the inclusion of relevant measures that did not clearly fit in any of the other categories.

Box 2: STPD classification of measures

A Conditions on market entry

- A1 Forms of entry (including foreign equity limits)
- A2 Quantitative and administrative conditions
- A3 Conditions on licensing/qualifications relating to market entry
- A4 Other conditions on market entry

B Conditions on operations

- B1 Conditions on supply of services
- B2 Conditions on service supplier
- B3 Conditions on government procurement
- B4 Other conditions on operations

C Measures affecting competition

- C1 Conditions on conduct by firms
- C2 Governmental rights/prerogatives (including public ownership)
- C3 Other measures affecting competition

D Regulatory environment and administrative procedures

- D1 Regulatory transparency (including licensing)
- D2 Nature of regulatory authority (measures related to nature of regulator)
- D3 International standards
- D4 Conditions related to administrative procedures
- D5 Other regulatory environment and administrative procedures

E Miscellaneous

Each category is further broken down into sub-categories.

Links to other useful sources of information on applied services policies are also provided (e.g. WTO DG monitoring reports, WTO Trade Policy Reviews (TPRs)).

This module does not pretend to be exhaustive, but rather aims at facilitating access and search across already available sources of information or information collected by the World Bank and the WTO Secretariat through surveys. Although efforts are constantly made to update and expand the database, the available information may not necessarily be up-to-date – the information presented on this site can only be considered valid as of the date indicated. Members are invited to provide feedback, which includes reporting any inaccuracies or indeed updating the information.

5.2 How to use the Services Trade Policy Database module of I-TIP Services

5.2.1 Making a selection

After clicking on the " Services Trade Policy Database" icon on the I-TIP Services portal, the "World Bank – WTO Services Trade Policy Database" page opens under a blue banner. This module offers the possibility to search for information on applied measures by economy, subsector, mode of supply and measure category.

Services Trade Policy Database menu

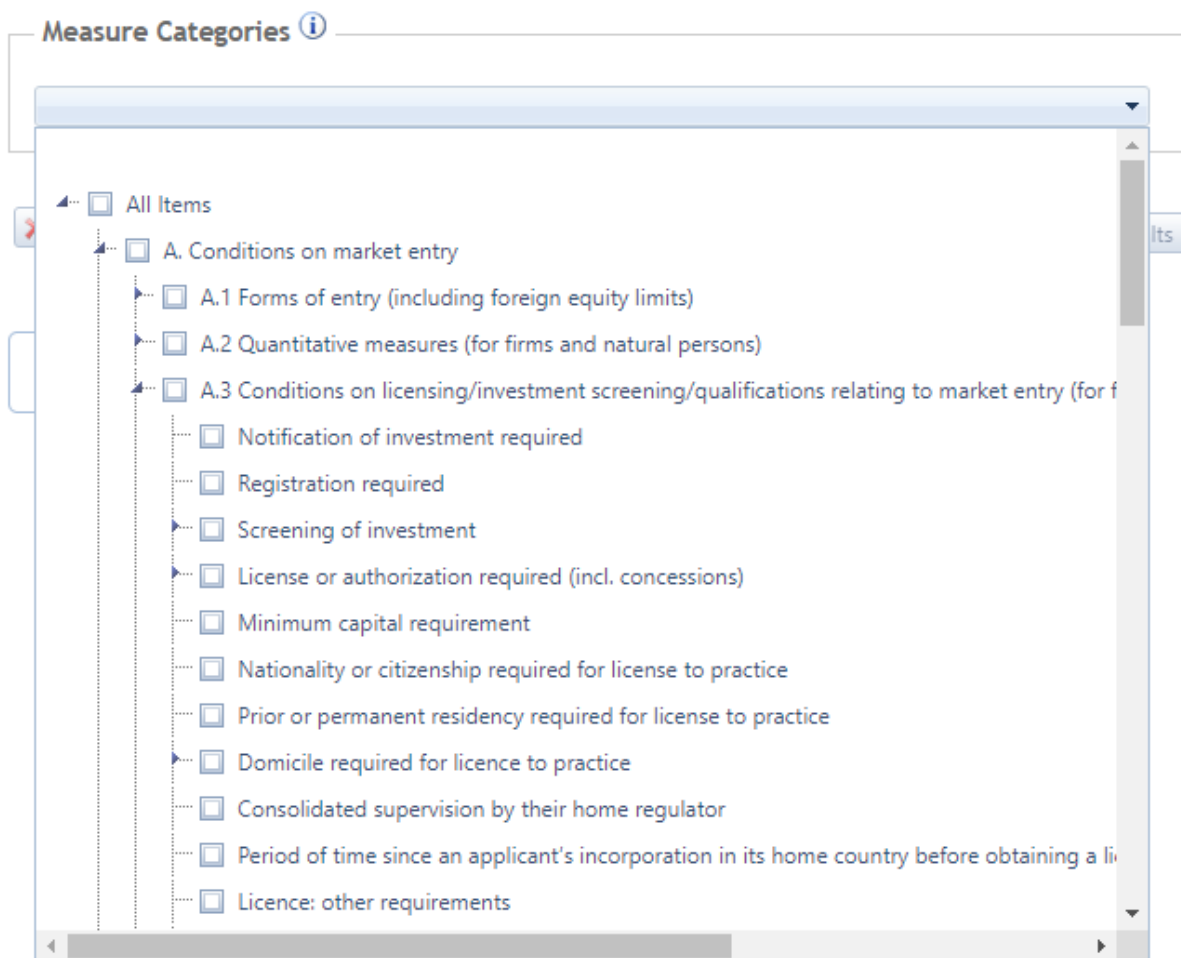
A drop-down list permits the selection of one or many of the economies currently covered in this module.

It is also possible to limit the search to one or more of the service subsectors covered. The drop-down list for the 'sectors' search criteria also permits to select horizontal measures separately.

From the selection page, the user also has the possibility to limit its search to certain mode(s) of supply⁶ and measure categories. A selection can be made starting from any of the drop-down menus. The menus "Sectors", "Mode of Supply" and "Measure categories" are linked: only the measures that are relevant for a sector- and mode- will be displayed for possible selection options. For instance, if the mode of supply is selected first, say cross-border, only measures applicable to mode 1 will become active in the measure categories menu.

Selection of measures

⁶ The modes of supply are defined as in the GATS.



The results of the selection defined by the user can be viewed on the screen ("View results"), or downloaded directly in Excel, pdf or csv format (« Download »). An option to download the entire dataset is also proposed in the « Download » menu. These are shown at the bottom of the right-hand side of the selection page. A description of the Excel and csv files is provided in section 5.2.2.4. A link to the World Bank Services Trade Restrictions Index (STRI) is provided on the selection page as well (« download STRI quantification »).⁷

The search criteria entered appear at the bottom of the screen (in yellow). To delete the search criteria entered, click on the red "X" next to the drop-down lists or on the "X clear" button (to delete all search criteria).

Finally, from the Services Trade Policy Database module, it is possible to access other useful sources of information on applied services policies (e.g. WTO monitoring reports, WTO trade policy reviews).

5.2.2 Overview of selection results

5.2.2.1 Main features

The results of the selection are first presented in an overview page to provide the user with a general presentation of results. Answers are limited to "yes", "no", "N/A", or a number. "Yes" and "no" responses are straightforward, indicating the existence or non-existence of the measure, while responses with numbers may indicate percentages (e.g. limits on foreign equity ownership) or a number (e.g. number of days to process licence applications). N/A is used either because the information is not available or is not applicable. The interface gives the possibility to access more

⁷ The STRI has been developed by the World Bank, in co-operation with the WTO.

details (comments, legal basis, information on source) for each individual measure by hovering or by clicking on the hyperlinks.

Overview results of a selection

WORLD TRADE ORGANIZATION THE WORLD BANK SERVICES

Home GATS RTA Commitments Services Trade Policy Database Statistics [User Guide](#)

Services Trade Policy Database and STRI

Economies: Bangladesh; Hong Kong, China [Back to selection screen](#)
 Sectors: Mobile telecommunication services
 Mode of supply: Mode 3

NOTE THAT THERE ARE LIMITATIONS AS TO THE NUMBER OF ECONOMIES THAT CAN BE SHOWN ON THE RESULTS PAGE, BUT THE FULL SELECTION CAN BE DOWNLOADED IN EXCEL OR CSV.

Policy information STRI ⓘ

▶ Show filters
 ✖ Clear filters

Measure	Bangladesh 2016	Hong Kong, China 2016
16.B Mobile telecommunication services (Showing 50 of 121 items. Group continues on the next page.)		
Mode 3 (Showing 50 of 121 items. Group continues on the next page.)		
A. Conditions on market entry		
A.1 Forms of entry (including foreign equity limits)		
Foreign establishment prohibited	No	No
Restrictions to establish or operate representative offices	No	No
Branches of foreign establishment locally allowed	Yes	Yes
Foreign establishment of (or investment in) locally incorporated company allowed	Yes	Yes
Greenfield: Max. foreign ownership allowed (%)	100	100
Joint venture requirement for foreign entity	No	No
Restrictions on cross-border mergers and acquisitions	Yes	No
Domestic entity acquisition allowed	Yes	Yes
Domestic entity acquisition: Max. aggregate foreign ownership allowed (%)	100	100
Domestic entity acquisition: controlling stake allowed (i.e. if minority ownership)	Yes	Yes

Only results for up to 3 economies can be displayed on the screen, but if more than 3 have been selected, the full selection is downloadable in Excel and csv. The pdf is also limited to 3 economies.

The user can navigate to different pages of the selection results by using the relevant page number links at the bottom of the table. The number of records to be displayed on a single page (10, 20, 50, 100, All records) may be defined by the user by clicking on the drop-down menu on "page size". The print function of the browser can be used to print the results.

5.2.2.2 Filters

The database offers the possibility to filter the search results by subsector, mode of and measure category. This makes it possible to view the results in the overview for only one of the subsectors, modes of supply or measure categories at a time. To do so, click on "show filters" (at the top of the table), and make your selection using the respective drop-down lists.

Filters

Services Trade Policy Database and STRI

Economies: Bangladesh; Hong Kong, China [Back to selection screen](#)
 Sectors: Mobile telecommunication services
 Mode of supply: Mode 3

NOTE THAT THERE ARE LIMITATIONS AS TO THE NUMBER OF ECONOMIES THAT CAN BE SHOWN ON THE RESULTS PAGE, BUT THE FULL SELECTION CAN BE DOWNLOADED IN EXCEL OR CSV.

Policy information STRI ⓘ

▼ Hide filters

All sectors All modes All measures

✖ Clear filters

Measure Bangladesh 2016 Hong Kong, China 2016

To return to a full view of the search results, click on "X Clear filters".

5.2.2.3 Detailed view of the results

While the selection results are initially presented in an abbreviated and succinct manner to provide the user with a general picture of applied policies, the database allows users to view the full details of the results. The interface gives the possibility to access more details by hovering or by clicking on the hyperlinks. By hovering the user only obtains summarized information (year of information, comments). By clicking on the hyperlinks, the user can view the mode concerned, the measure and associated response, eventual comments, information on the source, the year for which the information was collected and who collected it.

Only the results corresponding to the 3 economies displayed on the overview screen can be viewed.

Detailed view of search results.

ALBANIA	
FOREIGN BRANCHES ARE ALLOWED	
Mode:	3
Measure and response:	Branches of foreign establishment locally allowed : Yes
Comments:	Foreign branches are allowed Foreign suppliers are allowed to establish a branch.
Relevant source:	Article 9 of the Law no. 9901, dated 14.04.2008 "On Entrepreneurs and Commercial Companies", as lastly amended in 2014. www.qbz.gov.al/botime/fletore_zyrtare/2008/PDF-2008/60-2008.pdf ; www.qbz.gov.al/botime/fletore_zyrtare/2011/PDF-2011/152-2011.pdf ; www.qbz.gov.al/botime/fletore_zyrtare/2014/PDF-2014/163-2014.pdf Article 2 of the Law no. 7764, dated 02.11.1993 "On Foreign Investments", as lastly amended in 2017 www.qbz.gov.al/Ligje.pdf/investime/Ligj_7764_02111993_perditesuar_2017.pdf
Date collected:	2019
Collected by:	WTO/WB (based on survey), in cooperation with CEFTA Secretariat

5.2.2.4 Export to Excel, csv or PDF format

All results, like the overview results or the detailed view, can also be exported to Excel, PDF or csv format by clicking on the relevant icon on the top right-hand side of the table or the window. Note that there are download options on the selection page (including an option to download the entire dataset in csv format).

The information in the Excel and PDF downloads is organized as follows:

- Economy
- Sector
- Mode of supply
- Category of measures
- Subcategory
- Measure
- Response
- Comments
- Relevant legal basis
- Year of data collection
- Agency responsible for original collection

Example of Excel and csv download

Economy	SectorCode	SectorName	Mode	Category	Subcategory	Measure	Response	Comments	Relevant Date	Collec	Collected By
Bangladesh	16.B	Mobile telecommunication services	3	A - Conditions on mar/A.1 - Forms of entry (i) Foreign esta	No			Market entry is allowed. Clause 3.	2016	WTO/WB	(based on survey)
Bangladesh	16.B	Mobile telecommunication services	3	A - Conditions on mar/A.1 - Forms of entry (i) Restrictions	No			Absence of restrictions to establish	2016	WTO/WB	(based on survey)
Bangladesh	16.B	Mobile telecommunication services	3	A - Conditions on mar/A.1 - Forms of entry (i) Branches of	Yes			Foreign branches are allowed.	2016	WTO/WB	(based on survey)
Bangladesh	16.B	Mobile telecommunication services	3	A - Conditions on mar/A.1 - Forms of entry (i) Foreign esta	Yes			Foreign establishment of new li	2016	WTO/WB	(based on survey)
Bangladesh	16.B	Mobile telecommunication services	3	A - Conditions on mar/A.1 - Forms of entry (i) Greenfield.	100			Maximum foreign ownership in n	2016	WTO/WB	(based on survey)
Bangladesh	16.B	Mobile telecommunication services	3	A - Conditions on mar/A.1 - Forms of entry (i) Joint venture	No			Establishment as joint-venture is	2016	WTO/WB	(based on survey)
Bangladesh	16.B	Mobile telecommunication services	3	A - Conditions on mar/A.1 - Forms of entry (i) Restrictions	Yes			Restrictions on cross-Banglade	2016	WTO/WB	(based on survey)
Bangladesh	16.B	Mobile telecommunication services	3	A - Conditions on mar/A.1 - Forms of entry (i) Domestic en	Yes			Foreign acquisition of a domestic	2016	WTO/WB	(based on survey)
Bangladesh	16.B	Mobile telecommunication services	3	A - Conditions on mar/A.1 - Forms of entry (i) Domestic en	100			Maximum aggregate foreign ownr	2016	WTO/WB	(based on survey)
Bangladesh	16.B	Mobile telecommunication services	3	A - Conditions on mar/A.1 - Forms of entry (i) Domestic en	Yes			Foreign acquisition of Section 1	2016	WTO/WB	(based on survey)
Bangladesh	16.B	Mobile telecommunication services	3	A - Conditions on mar/A.1 - Forms of entry (i) Limits on the	Yes			There are limits to the	2016	WTO/WB	(based on survey)
Bangladesh	16.B	Mobile telecommunication services	3	A - Conditions on mar/A.1 - Forms of entry (i) Restrictions	No			Absence of restrictions on the t	2016	WTO/WB	(based on survey)
Bangladesh	16.B	Mobile telecommunication services	3	A - Conditions on mar/A.1 - Forms of entry (i) Maximum fo	100			Maximum foreign ownership in k	2016	WTO/WB	(based on survey)
Bangladesh	16.B	Mobile telecommunication services	3	A - Conditions on mar/A.1 - Forms of entry (i) Other restric	No			No other restrictions on the legal	2016	WTO/WB	(based on survey)
Bangladesh	16.B	Mobile telecommunication services	3	A - Conditions on mar/A.2 - Quantitative mea	Demonstrati	No		No requirement to demonstrate	2016	WTO/WB	(based on survey)
Bangladesh	16.B	Mobile telecommunication services	3	A - Conditions on mar/A.2 - Quantitative mea	Limits on the	No		Number of firms or suppliers not	2016	WTO/WB	(based on survey)
Bangladesh	16.B	Mobile telecommunication services	3	A - Conditions on mar/A.2 - Quantitative mea	Limit on num	Yes		Limit on the total num.	Guideline 2016	WTO/WB	(based on survey)

5.2.3 World Bank-WTO Services Trade Restrictions Index (STRI)

The results of the STRI quantification can be displayed in the STPD module by selecting "STRI" on the selection or results page. This option allows the user to easily switch from the policy information to the STRI results. On the selection page, a drop-down list also permits the selection of one or many of the economies currently covered in this module. It is also possible to limit the search to one or more of the service subsectors and modes of supply.

The results of the selection are presented in a table with the economies and years of data collection at the top. The STRI by broad services sector (e.g. professional services, finance, tourism), subsector, and mode of supply are shown in rows for the respective economy. N/A is used either because the STRI is either not available or not applicable (e.g. maritime STRIs for landlocked economies).

Only results for up to 5 economies can be displayed on the screen, but if more than 5 have been selected, the full selection is downloadable in Excel and csv. The pdf is also limited to 5 economies.

To download the STRI results to Excel, pdf or csv format, the user can click on the relevant icon on the top right-hand side of the table or the window. Note that there are download options on the selection page (including an option to download the entire dataset in csv format). The STRI results in the downloads is organized in the same way as in the application. The README sheet included in the Excel downloads provides further information on the coverage, subsector definitions and STRI methodology. In addition, the latest information on the [STRI methodology](#) as well as comparability of STRIs between 2016 and 2019-2021 is available on the ITIP webpage under 'WB-WTO STRI Methodology'.

Home | GATS | RTA Commitments | Services Trade Policy Database | Statistics User Guide

Services Trade Policy Database and STRI

Economies: Albania; Argentina; Colombia [Back to selection screen](#)

NOTE THAT THERE ARE LIMITATIONS AS TO THE NUMBER OF ECONOMIES THAT CAN BE SHOWN ON THE RESULTS PAGE, BUT THE FULL SELECTION CAN BE DOWNLOADED IN EXCEL OR CSV.

Policy information STRI [WB-WTO STRI Methodology](#)

▶ Show filters Select STRI Download to csv, Excel, pdf

Measure	Albania 2019	Argentina 2016	Colombia 2016
Economy	N/A	N/A	N/A
Professional Services	23.2	50.9	37.4
Legal Services: Host Country Advisory Services	12.5	45.7	29.1
Mode 3	0.0	36.1	32.1
Mode 4	25.0	55.3	26.0
Legal Services: Host Country Representation Services	12.5	45.7	29.1
Mode 3	0.0	36.1	32.1
Mode 4	25.0	55.3	26.0
Legal Services: Home Country Law And/Or Third Country Law (Advisory/Representation)	10.0	41.5	29.7
Mode 1	0.0	31.5	32.1
Mode 3	0.0	36.1	32.1
Mode 4	25.0	52.0	26.0
Accounting Services	10.0	57.4	38.6
Mode 1	0.0	100.0	76.9
Mode 3	0.0	36.1	32.1
Mode 4	25.0	57.4	26.0

An option to download the full STRI results is also available on the results page. By clicking on “All WB-WTO STRI data (including 2008-11)”, a zip folder containing three Excel workbooks and a ReadMe text file will be saved to the computer. Each Excel workbook contains a different set of STRIs that are shortly explained below. For more detailed information, the user should refer to the help file “_ReadMeFirst.txt” and the respective “README” sheets contained in each workbook.

- “01_WB-WTO_STRI.xlsx” includes the World Bank-WTO STRIs based on the improvements in the STRI methodology introduced in the Guide to the STPD (Borchert et al., 2019)⁸.
- “02_200811_2016_comparable_WB-WTO_STRI.xlsx” includes the STRIs for both 2008-11 and 2016 that can be compared to each other using the improved 2019 STRI methodology (Borchert et al., 2019)⁸. A comparison of policy restrictiveness over time requires different sets of STRIs because of necessary adjustments to allow for an intertemporal analysis. This causes the STRIs included in this file to differ from the STRIs contained in “01_WB-WTO_STRI.xlsx”. Detailed information on the adjustments are provided in “_ReadMeFirst.txt” and the “README” sheet in the Excel workbook.
- “03_OLD_200811_WB_STRI.xlsx” includes the results of the quantification of services trade policies in 2008-11, i.e. the original STRIs as compiled and published by the World Bank in 2012. These STRIs were constructed based on the methodology at the time of publication in 2012 and are not comparable with the STRI datasets available in “01_WB-

⁸ Borchert, Gootiiz, Magdeleine, Marchetti, Mattoo, Rubio and Shannon (2019) — “Applied Services Trade Policy: A Guide to the Services Trade Policy Database and Services Trade Restrictions Index”, WTO Staff Working Paper (ERSD-2019-14)

WTO_STRI.xlsx” and “02_200811_2016_comparable_WB-WTO_STRI.xlsx”. For more information on the 2008-11 World Bank STRIs compiled and published in 2012, please refer to <https://www.worldbank.org/en/research/brief/services-trade-restrictions-database>

Extract of STRI quantification file:

Economy	EconomyName	SectorCode	Subsector	Mode	Score	Year
AGO	Angola	1.A.a.(a.1)	Legal services: Host country advisory services	3	100	2020
AGO	Angola	1.A.a.(a.1)	Legal services: Host country advisory services	4	100	2020
AGO	Angola	1.A.a.(a.1)	Legal services: Host country advisory services	All modes	100	2020
AGO	Angola	1.A.a.(a.2)	Legal services: Host country representation services	3	100	2020
AGO	Angola	1.A.a.(a.2)	Legal services: Host country representation services	4	100	2020
AGO	Angola	1.A.a.(a.2)	Legal services: Host country representation services	All modes	100	2020
AGO	Angola	1.A.a.(b)	Legal services: Home country law and/or third country law (advisory/representation)	1	100	2020
AGO	Angola	1.A.a.(b)	Legal services: Home country law and/or third country law (advisory/representation)	3	100	2020
AGO	Angola	1.A.a.(b)	Legal services: Home country law and/or third country law (advisory/representation)	4	100	2020
AGO	Angola	1.A.a.(b)	Legal services: Home country law and/or third country law (advisory/representation)	All modes	100	2020
AGO	Angola	8621.(1)	Accounting services	1	100	2020
AGO	Angola	8621.(1)	Accounting services	3	85.3	2020
AGO	Angola	8621.(1)	Accounting services	4	79.6	2020
AGO	Angola	8621.(1)	Accounting services	All modes	86	2020
AGO	Angola	8621.(2)	Auditing services	1	100	2020
AGO	Angola	8621.(2)	Auditing services	3	85.3	2020
AGO	Angola	8621.(2)	Auditing services	4	79.6	2020
AGO	Angola	8621.(2)	Auditing services	All modes	86	2020
AGO	Angola	1.A.d	Architectural services	1	100	2020
AGO	Angola	1.A.d	Architectural services	3	100	2020
AGO	Angola	1.A.d	Architectural services	4	100	2020
AGO	Angola	1.A.d	Architectural services	All modes	100	2020
AGO	Angola	1.A.e	Engineering services	1	53.9	2020
AGO	Angola	1.A.e	Engineering services	3	46	2020
AGO	Angola	1.A.e	Engineering services	4	77.7	2020
AGO	Angola	1.A.e	Engineering services	All modes	60.3	2020
AGO	Angola	1.B	Computer and Related Services	1	82.4	2020
AGO	Angola	1.B	Computer and Related Services	3	39.7	2020
AGO	Angola	1.B	Computer and Related Services	4	39.7	2020
AGO	Angola	1.B	Computer and Related Services	All modes	52.5	2020
AGO	Angola	2.A,2.B	Postal and courier services	1	100	2020
AGO	Angola	2.A,2.B	Postal and courier services	3	47	2020
AGO	Angola	2.A,2.B	Postal and courier services	4	40.1	2020
AGO	Angola	2.A,2.B	Postal and courier services	All modes	56.9	2020

5.2.4 Other sources of information on applied services policies

The main page of the " Services Trade Policy Database" module provides a link to "Other WTO sources and other databases on applied services policies" (white button at the bottom of the page, left-hand side, turning yellow when hovering over it).

This link takes the user to a sub-module within the Applied Services Trade Policy module containing applied services measures from other WTO sources (e.g. Trade Policy Reviews, Trade Monitoring reports, GATS notifications), as well as publicly available information. The page is identified by a large violet banner.

Other WTO sources on applied services policies

Home | GATS | RTA Commitments | Services Trade Policy Database | Statistics [User Guide](#)

Other WTO sources: DG monitoring, TPR, GATS notifications, ITU, IBA, etc. (2000 +) World Bank - WTO Applied Services Trade Policy Database.

Members
Bangladesh

Sectors
2.C - Telecommunication services

Sources
All Sources

Word Search

Advanced search criteria

Mode of supply: Mode 3
Year (max.): 2019

While not as systematic as the information contained in the main Services Trade Policy Database module, this sub-module contains information – albeit partial – on other sectors and economies. In this sub-module, the services have been classified at the 2-digit level of the Services Sectoral Classification List (W/120) (with the exception of legal and accounting, auditing and bookkeeping services).

Information can be selected by economy (as well as groupings), sector/subsector and sources. Modes of supply can be filtered, as well as the latest year for which the user wants to view information for. Finally, a word facility is proposed.

From the selection page and overview of results page it is possible to return to the main component of the Services Trade policy Database module (keeping in mind that in the latter, the selection of economies and sectors is reduced).

The results are presented in the overview of results page in text form. The titles used to identify the types of measures ('measures titles') are summaries of the measures identified in these alternative sources.

Results are ordered by economy and then by sector/subsector. Results can be filtered for economies, sectors/subsectors as well as other filtering options.

By clicking on the hyperlinks it is possible to view more detailed information.

Finally, the print function of the browser can be used to print the results, and information can be exported in Excel or PDF format by clicking on the relevant icon on the top right-hand side of the table or window.

6 STATISTICS MODULE

The Services Statistics module accompanies the GATS, RTA and Applied regimes modules by providing relevant trade in services and related statistics. Descriptions of the various statistics presented in this module are provided in the sections below.

6.1 Selection page

After clicking on the 'Statistics' icon on the I-TIP Services portal, the selection screen appears, and offers the possibility to search across relevant trade in services sectors and related statistics by selecting economy and W/120 services sector/subsector. The dropdown lists to select one or many economies or/and Sectors/subsectors Sections 2.1.2 and 2.1.3 provide more information. To view data for total services, select "All sectors" in the 'Sector' search criteria.

WORLD TRADE ORGANIZATION THE WORLD BANK

Home | GATS | RTA Commitments | Applied Regimes | **Statistics** | User Guide

SEARCH CRITERIA

Members

Albania; Antigua and Barbuda

Show groups

All Members

- Albania
- Angola
- Antigua and Barbuda
- Argentina

Close

The search criteria can be defined by region, sub-regions, or trading groups

Once the Members have been selected, click on 'close'

To facilitate the selection, the name of a Member can be typed in the search box

Select Members by checking the box next to their names

The search criteria entered will appear at the bottom of the screen (in yellow).

WORLD TRADE ORGANIZATION THE WORLD BANK I-TIP SERVICES

Home | GATS | RTA Commitments | Applied Regimes | **Statistics** | User Guide

SEARCH CRITERIA

Members

Albania; Antigua and Barbuda; Middle East; Asia-Pacific Economic Cooperation (APEC)

Sectors

1 - BUSINESS SERVICES

Clear Search

The user can delete the search criteria entered

The selected search criteria

Members: Albania; Antigua and Barbuda; Middle East; Asia-Pacific Economic Cooperation (APEC)
Sectors: 1 - BUSINESS SERVICES

It is also possible to limit the search to one or many services sectors. The drop down list for the 'Sector' search criteria permits to select one or many of the 12 W/120 sector groups as well as one or many of the numerous sub-sectors.

SEARCH CRITERIA

Members

France; Germany; Italy; North America

Sectors

4.B - Wholesale trade services; 4.C - Retailing services

All Sectors

- 1 - BUSINESS SERVICES
- 2 - COMMUNICATION SERVICES
- 3 - CONSTRUCTION AND RELATED ENGINEERING SERVICES
- 4 - DISTRIBUTION SERVICES
 - 4.A - Commission agents' services
 - 4.B - Wholesale trade services
 - 4.C - Retailing services
 - 4.D - Franchising
 - 4.E - Other
- 5 - EDUCATIONAL SERVICES
- 6 - ENVIRONMENTAL SERVICES
- 7 - FINANCIAL SERVICES
- 8 - HEALTH RELATED AND SOCIAL SERVICES (other than those listed under I.A.n-j.)

Close

Sector selection can take place at a more or less aggregated level: click the arrow next to a sector group

Once the Sectors have been selected, click on 'close'

Once all desired search criteria have been selected and the user is ready to see the results, press the 'search' icon.

SEARCH CRITERIA

Members

France; Germany; Italy; North America

Sectors

4.B - Wholesale trade services; 4.C - Retailing services

Clear

Search

Erase the search criteria entered and start over

Selected criteria

To proceed with the results

Members: France; Germany; Italy; North America
Sectors: 4.B - Wholesale trade services; 4.C - Retailing services

To erase the search criteria entered and start over, press the 'clear' button.

6.2 Overview of selection results

6.2.1 Main features

After entering the search criteria and submitting his choice, the user is sent to the 'search results' page. Below, an example of search results for Austria - Business services.

The menu bar at the top of this 'search results' page consists of the four different modules in the database. The module currently used is highlighted. The same selection remains when the user switches to any other module.

The search criteria entered by the user is depicted below the menu bar. Clicking on 'modify selection' sends the user back to the 'selection criteria' page, where new criteria can be entered to perform a new search.


The screenshot shows the WTO Statistics module interface. At the top, the menu bar includes 'Home', 'GATS', 'RTA Commitments', 'Applied Regimes', 'Statistics' (highlighted), and 'User Guide'. Below the menu bar, the search criteria are displayed: 'Members: European Union' and 'Sectors: 1 - BUSINESS SERVICES'. The 'Statistics' section shows 'Member: Austria' and 'Sector: BUSINESS SERVICES'. A 'Hide import/export' link is visible at the bottom left. On the right side, there are links for 'Statistics database', 'Services profile', and 'Trade profile'. A 'Modify Search' link is also present. Annotations include: 'Current module' pointing to the 'Statistics' menu item; 'Back to the database's home page' pointing to the 'SERVICES' logo; and 'Back to the 'selection criteria' page' pointing to the 'Modify Search' link.

A link to the WTO statistical database, as well as an Excel export tool, can be found on this part of the page.

The search result page for the statistics module provides detailed information on four main groups of statistics: trade in services imports/ exports (balance of payments based), foreign affiliates statistics (FATS), other indicators (foreign direct investment (FDI), value added & employment), and services specific indicators. The page also provides information on data sources.

The screenshot shows the WTO Statistics module interface for Tonga. The menu bar is the same as in the previous screenshot. The search criteria are 'Members: Tonga' and 'Sectors: 1 - BUSINESS SERVICES'. The 'Statistics' section shows 'Member: Tonga' and 'Sector: BUSINESS SERVICES'. A 'Modify Search' link is visible at the top right. On the right side, there are links for 'Statistics database', 'Services profile', and 'Trade profile'. At the bottom left, there is a list of links: 'Show import/export', 'Show Foreign Affiliates Statistics (FATS)', 'Show other indicators', 'Show sector specific indicators', and 'Show Sources and notes'. These links are circled in red.

The search results are presented in the form of tables for each group of statistics for each economy and W/120 sector selected.

The users are recommended to check the information icon  to obtain details on the definitions and coverage of the statistics used.

If data are not available at the most detailed level, statistics shown correspond to the nearest aggregate.

The following sub-sections explain the different components of the Statistics module page.

6.2.2 Sectoral Classifications in the Statistical Module

When working with the statistical tables on the search results overview page, it is important to understand the sector classification underlying each particular group of statistics.

The W/120 is the services negotiating list which groups together 12 main service sectors sub-divided into a total of some 160 sub sectors.⁹ W/120 is mainly used in a WTO context, and it is the common sector classification used in all I-TIP modules. The I-TIP statistical module allows searching by W/120 service sectors and sub-sectors.

The Extended Balance of Payments Services Classification (EBOPS) is primarily a product-based classification used to classify statistics on international trade in services between residents and non-residents (i.e. balance of payments basis). EBOPS is built upon the BPM6 classification of services which identifies 12 main service categories and breaks them down into a list of standard and supplementary components. EBOPS consists of a further breakdown of these components into more detailed sub-items. It is available at <http://unstats.un.org/unsd/tradekb/Knowledgebase/MSITS-2010>

Although categories based on W/120 and EBOPS classifications are related, a one-to-one correspondence is not always possible.¹⁰

It is also more difficult to establish correspondence between the two classification systems in the areas which focus on the mode of consumption of goods and services or the status of the transactor, rather than on the type of product consumed, such as travel or construction. For example, EBOPS component SD 'Travel' (and its constituent parts) cannot be fully described in terms of W/120 since travellers may consume a wide range of goods and services.

Statistical tables for Import/Export of services on the I-TIP search result page contain the product categories according to EBOPS classification.

Another classification system, namely the International Standard Industrial Classification of All Economic Activities, Revision 3 or 4 (ISIC, Rev.3 or 4)¹¹ is used for other groups of data presented, such as Foreign Affiliates Statistics (FATS), Foreign Direct Investment data (FDI) and data on value added and employment. Unlike EBOPS which classifies trade in services based on service products, ISIC is an activity classification, i.e. all of the data for a given enterprise are classified according to its primary activity, that is, the single activity for which its sales (or another key variable such as employment) are largest. For example, the total output recorded under legal activities refers to the total sales of law firms rather than the actual supply of legal services. Some enterprises which are not classified as law firms also offer legal services as a secondary activity; however this production is not included in legal activities. Further, the output of legal activities might include some of law firms' output resulting from secondary activities, such as, for instance, providing financial advisory services.

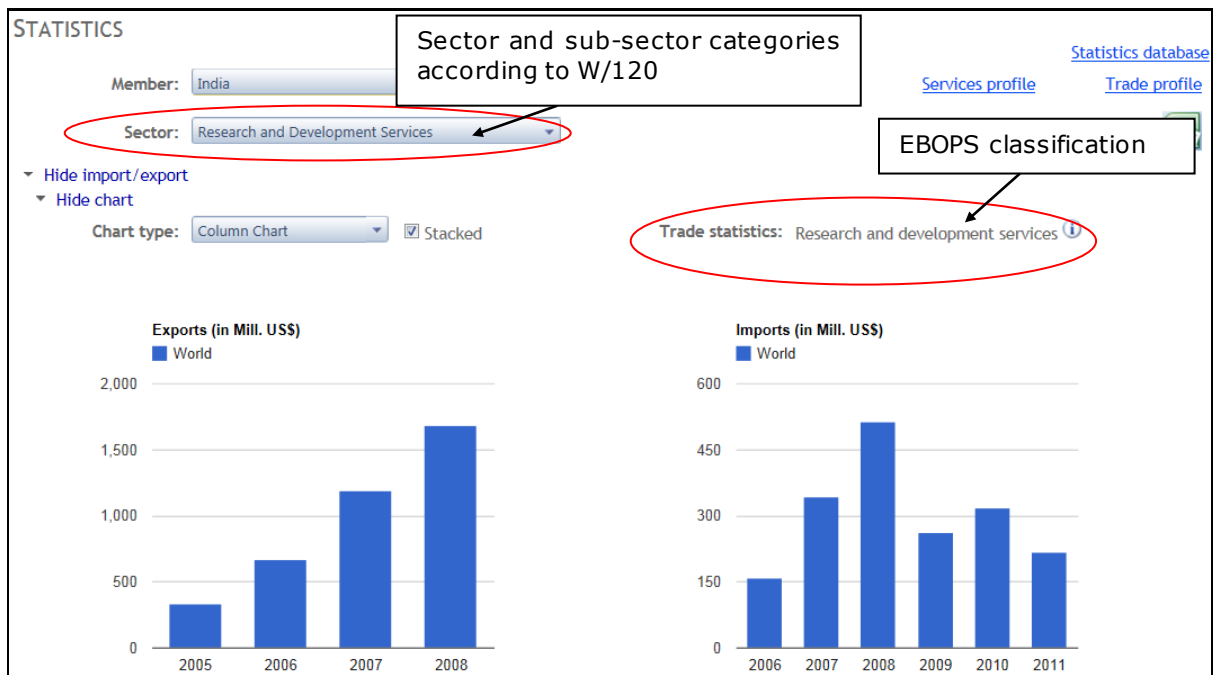
This is why this module presents statistics according to the item(s) that most closely correspond to W/120 category selected in statistical classifications. For example, for the trade in services statistics shown (balance of payments basis), the user may be provided with an option to further choose the categories based on the Extended Balance of Payments Services Classification (EBOPS 2010) if there is more than one correspondence with the W/120 sector.

Here is an example of a complete item correspondence between W/120 and EBOPS classifications: sub-sector 'Research and development services' of the sector 'Business services' listed in W/120 fully corresponds with 'Research and development' group from EBOPS.

⁹ Section 2.1.2 'Sectoral Classification' provides information on classifications used in I-TIP Services.

¹⁰ The tables of correspondence between EBOPS and W/120 can be found here: <http://unstats.un.org/unsd/tradekb/Attachment356.aspx>

¹¹ The fourth revision of ISIC has replaced the third revision of the classification since its official release in August, 2008. However, some Members still report their trade statistics according ISIC, Rev.3.



As indicated above, some items of the W/120 correspond to more than one EBOPS categories. The example below demonstrates that the sector 'Real Estate Services' listed in the W/120 corresponds to two EBOPS items 'Operational leasing services' and 'Other business services n.i.e.'. By choosing different EBOPS categories, the user changes only the chart presented on the search result page. The table of imports/exports provide data on both EBOPS categories separately.

STATISTICS

Member: **Germany**

W/120 sector: **1.D Real Estate Services**

Export results: **Cha...**

Trade statistics: **Operating leasing services**

Operating leasing services
 Operating leasing services
 Other business services n.i.e.

Exports (in Mill. US\$)

Imports (in Mill. US\$)

The charts reflect the current choice of EBOPS category. Here: 'Operational leasing services'

Exports/ imports table contains all the EBOPS items corresponding to the W/120 sector chosen

Partner	Value (Mil.US\$)			% in total services - 2013	% in world 2013		
	2011	2012	2013				
Exports							
Operating leasing services							
World	2 521.70	2 695.64	2 834.73	1.1	100.0	...	7 5
EU(28)	1 633.41	1 714.01	1 756.60	1.4	62.0	...	5 2
Singapore	129.28	133.63	176.59	4.8	6.2	...	3 32
Switzerland	151.52	147.76	159.33	0.7	5.6	...	-2 8
United States	143.18	182.45	239.41	0.4	4.9	...	27 -24
Russian Federation	33.36	47.54	47.80	...	1.7	...	42 1
Other business services n.i.e.							
World	8 003.00	7 962.29	6 794.05	2.7	100.0	...	-1 -15
EU(28)	4 323.32	4 004.51	3 177.28	2.1
United States	1 328.97	1 264.30	985.18	2.1
Switzerland	449.01	426.57	691.75	2.1

6.2.3 Detailed view of selection results

6.2.3.1 Import/ Export (balance of payments basis)

The data on exports (credits) and imports (debits) of commercial services are broken down into components according to EBOPS which provides a basis for the measurement of trade in services in the conventional sense. For the users' convenience, imports and exports are presented in form of a chart and a table for each economy and sector or sub-sector.¹²

The chart tool enables the users to choose different chart types and shows import/export by trading partners of the economy (if data are available).

¹² For more information on data sectoral classifications as well as the detailed explanation of data presentation, please consult the section 'Sectoral classifications in the Statistical Module'.



The table Import/Export summarizes the trade statistics on selected EBOPS items for a selected economy with possibility of data disaggregation by trading partners. The following statistics are presented in the table: *export/import values* (in mil. US dollars) for the last three years for which data are available; '*% in total services*' provides data on the share of the service sector in the economy's total trade in commercial services with the partner identified; '*% in world*' shows the share of partners in the reporter's total trade for the given EBOPS service item; finally, '*Average growth*' columns contain data on the average annual growth of the exports/imports over 2005 and growth rates over previous years.

6.2.3.2 Foreign Affiliates Statistics (FATS)

The international delivery of a number of services requires certain physical proximity between producers and consumers, which can often only be achieved through a commercial presence abroad, i.e. the establishment of foreign affiliates. The framework of Foreign Affiliates Statistics (FATS) provides for the compilation of a number of indicators on the operations of foreign-controlled enterprises.¹³ Data on the operations of both domestic enterprises controlled by foreign investors (inward FATS), and affiliates abroad controlled by residents (outward FATS) are shown.¹⁴ The following indicators describe the operations of foreign affiliates: sales (turnover) and/or output, employment, value added, exports and imports of goods and services, and number of enterprises.

¹³ Foreign-controlled enterprise is defined as the one where a foreign investor (associated group of investors acting in concert is considered as a single investor) owns more than 50 % of voting power. FATS reflect all operations of the affiliates concerned rather than being prorated according to the controlling share of the foreign parent firms.

¹⁴ More information on FATS can be found here: <http://unstats.un.org/unsd/tradeserv/TFSITS/manual.htm>

The module provides statistics on sales/turnover¹⁵, number of enterprises and number of employees of foreign affiliates. The statistical module presents FATS sales/turnover, number of enterprises and number of employees broken down by primary industrial activity of the affiliates.¹⁶ The activity classification for FATS variables is based either on the International Standard Industrial Classification of All Economic Activities, Revision 3 or 4 (ISIC Rev.3 or 4).¹⁷ FATS table for Czech Republic, sector 'Business services' listed in W/120 is presented below (in this example corresponding to ISIC Rev.3 categories 'Administrative and support activities', 'Information and communication, and 'Professional, scientific and technical activities'):

STATISTICS

Member: **Czech Republic** [Statistics database](#)
[Services profile](#) [Trade profile](#)
W/120 sector: **1 BUSINESS SERVICES** [Export results: Charts \(PDF\)](#) [Tables \(Excel\)](#)
▶ Show import/export
▼ Hide Foreign Affiliates Statistics (FATS)

Indicator	Value			% in total services - 2012	Average growth		
	2010	2011	2012		2005 - 2012	2011	2012
Administrative and support activities ⓘ							
FATS inward							
Sales / Turnover (Mil. US\$) ⓘ	2 779	3 293	2 992	7.4	...	18	-9
No. of enterprises ⓘ	858	697	584	11.0	...	-19	-16
No. of employees ⓘ	48 554	49 518	49 356	19.3	...	2	0
FATS outward							
Sales / Turnover (Mil. US\$) ⓘ	168	200	143	61.3	...	19	-29
No. of enterprises ⓘ	21	16	18	18.6	...	-24	13
No. of employees ⓘ	1 641	1 477	1 376	35.4	...	-10	-7
Information and Communication ⓘ							
FATS inward							
Sales / Turnover (Mil. US\$) ⓘ	11 733	12 357	10 742	26.5	...	5	-13
No. of enterprises ⓘ	899	761	675	12.7	...	-15	-11
No. of employees ⓘ	50 495	49 411	48 627	19.1	...	-2	-2
FATS outward							
Sales / Turnover (Mil. US\$) ⓘ	54	60	37	16.0	...	10	-38
No. of enterprises ⓘ	26	18	25	25.8	...	-31	39
No. of employees ⓘ	1 615	1 560	1 830	47.0	...	-3	17
Professional, scientific and technical activities ⓘ							
FATS inward							
Sales / Turnover (Mil. US\$) ⓘ	5 807	5 729	5 014	12.4	...	-1	-12
No. of enterprises ⓘ	2 411	1 562	1 338	25.1	...	-35	-14
No. of employees ⓘ	32 687	31 480	32 761	12.8	...	-4	4
FATS outward							
Sales / Turnover (Mil. US\$) ⓘ	19	26	26	11.0	...	42	-3
No. of enterprises ⓘ	32	25	22	22.7	...	-22	-12
No. of employees ⓘ	452	483	338	8.7	...	7	-30

When analysing FATS data broken down by activity, one needs to keep in mind that these statistics might give an approximation, but not a precise measure, of the activity itself. It is caused by the fact that FATS include all the enterprises undertaking a selected activity, even those for which this activity is secondary. For example the statistics of a firm specializing on financial services and providing legal services as its secondary activity will be included in FATS for financial intermediation services.

¹⁵ Although output would be a preferred measure, the module presents the variable sales/turnover as data on foreign affiliates' output are available for a small number of Members. In the few cases where no data on sales/turnover are available, data on output are shown. Information icons provide relevant notes for such cases.

¹⁶ Some Members publish data on products of their foreign affiliates but for the sake of cross-country comparability the statistical module still presents FATS by primary industrial activity.

¹⁷ Section 'Sectoral classifications in the Statistical module' of this user guide provides a more detailed discussion of the classifications used, including ISIC.

6.2.3.3 Other Indicators

6.2.3.3.1 Foreign Direct Investment (FDI) Statistics

FDI statistics are concerned with international economic relations¹⁸ between direct investors and the enterprises which receive the investment (the direct investment enterprises).¹⁹ They measure financial transactions between them, and related income and investment position. FDI statistics are considered as an important supplementary set of indicators to FATS variables. The population of firms covered by FDI is bigger than that of FATS as the former covers all relationships where a direct investor controls more than 10% of the voting power in a direct investment enterprise (i.e. influence), whereas the latter only covers those which are controlled by more than 50 % (i.e. control). FDI statistics are distinguished between *outward* and *inward* FDI.

FDI data can be also presented in terms of positions and transactions. *FDI financial transactions* refer to those cross-border transactions which qualify as direct investments recorded during the reference period (year, quarter, or month). Negative values in transactions may indicate disinvestment in assets or discharges of liabilities. *FDI positions* represent the value of the stock of FDI held at the end of the year.

The module provides FDI data on the basis of the economic activity of the direct investment enterprise according to the International Standard Industrial Classification of All Economic Activities, Revision 3 or 4 (ISIC Rev.3 or 4).²⁰ Below is an example of the FDI statistics table for Mauritius, for the sector 'Tourism and Travel Related Services' listed in W/120 (in this example corresponding to ISIC Rev.4 category 'Accommodation and food services'):

Hide Foreign Direct Investment (FDI)								
Indicator	Value (Mil.US\$)			% in total services - 2010	Average growth			
	2008	2009	2010		2005 - 2010	2009	2010	
Accommodation and food services								
FDI outward								
Financial transactions	32	23	33	...	0	-28	41	
FDI inward								
Financial transactions	47	60	27	...	28	27	-55	

6.2.3.3.2 Value Added and Employment

Value added and employment indicators are important statistics reflecting economic activity in particular industries or sectors.²¹

The module provides value added and employment statistics on the basis of the economic activity in accordance with the International Standard Industrial Classification of All Economic Activities, Revision 3 or 4 (ISIC Rev.3 or 4).²² Here is an example of the table 'Value Added and Employment' for Chile, sector 'Financial Services' listed in W/120 (in this example corresponding to ISIC, Rev.3 category 'Financial Intermediation'):

Hide value added & employment								
Indicator	Value			% in total services - 2011	Average growth			
	2009	2010	2011		2005 - 2011	2010	2011	
Financial Intermediation								
Value added (mill. US\$)	9 072	10 129	10 440	8.7	10	12	3	
Employment (thousands)	...	128	123	2.7	-4	

¹⁸ For statistical purposes, FDI relationships are defined by the ownership of at least 10% of a foreign enterprise's voting power.

¹⁹ More information on FDI can be found here: <http://unstats.un.org/unsd/tradeserv/TFSITS/manual.htm>

²⁰ The section 'Sectoral classifications in the Statistical module' of this user guide provides a more detailed discussion of the classifications used, including ISIC.

²¹ Value added is the value of output less the value of intermediate consumption. (OECD Glossary of Statistical Terms: <http://stats.oecd.org/glossary/detail.asp?ID=1184>)

²² The section 'Sectoral classifications in the Statistical module' of this user guide provides a more detailed discussion of the classifications used, including ISIC.

6.2.3.3.3 Sector-specific indicators

I-TIP Services also proposes a large amount of statistical data specific to different economic sectors. The module presents a selection of sector-specific indicators that are broadly available across economies. These indicators supplement main economic statistics with data unique to each service sector. An example of sector specific indicators for 'Ghana – Communication services' is presented below.

Indicator	Value			Average growth		
	2009	2010	2011	2005 - 2011	2010	2011
Total telephone subscribers (per. 100 inhab.) ⓘ	65	73	86	34	13	18
Mobile phone subscribers (% tot. telephone subscribers) ⓘ	98.3	98.4	98.7	2	0	0
Internet users (per 100 inhab.) ⓘ	5.4	12.7	14.1	41	133	11
Broadband internet subscribers (per 100 inhab.) ⓘ	0.1	0.2	0.3	75	79	22
Secure internet servers (no.) ⓘ	17	42	55	62	147	31
Total number of permanent post offices ⓘ	1 016	6
Number of letter-post items, international service - dispatch (no.) ⓘ	1050 307	-42
Number of ordinary parcels, international service - dispatch ⓘ	16 088	-11

6.2.4 Additional functions

6.2.4.1 Export to Excel

Statistical tables from the search results overview page can be exported to Excel by clicking on the relevant icon on the right hand side of the page.

The screenshot shows the I-TIP Services interface. At the top, there are logos for the World Trade Organization, The World Bank, and I-TIP SERVICES. Below the logos is a navigation menu with 'Home', 'GATS', 'RTA Commitments', 'Applied Regimes', 'Statistics', and 'User Guide'. The 'Statistics' tab is selected. Below the navigation menu, there are search filters for 'Members: All Members' and 'Sectors: All Sectors' with a 'Modify Search' link. The main content area is titled 'STATISTICS' and features a 'Member' dropdown set to 'Albania' and a 'Sector' dropdown set to 'BUSINESS SERVICES'. There are also options to 'Hide import/export', 'Hide chart', and a 'Chart type' dropdown set to 'Column Chart' with a 'Stacked' checkbox. At the bottom, there is a 'Trade statistics' dropdown set to 'Other business services'. On the right side, there are links for 'Statistics database', 'Services profile', and 'Trade profile'. A red circle highlights the 'Export to excel' icon, which is a green Excel file icon. A box labeled 'Export to an Excel file' has an arrow pointing to this icon.

The data will be exported to an Excel file containing the different groups of statistics on separate sheets:

ChartResults [Read-Only] [Compatibility Mode] - Microsoft Excel

	A	B	C	D	E	F	G
1					Value (Mil.US\$)		
2	Flow	Category	Partner	2010	2011	2012 % in total services - 2011	
3	Exports	Computer services	World	4.68	8.66	13.26	0.6
4	Exports	Other business services	World	191.70	189.85	115.33	5.6
5	Imports	Computer services	World	7.46	16.01	16.43	0.9
6	Imports	Other business services	World	104.32	48.19	43.17	2.3
7							
8							
9	1 - Comprises hardware and software related services and data processing services.						
10	2 - Comprises trade-related services, operational leasing (rentals), and miscellaneous business, professional and technical services such as legal, accounting, management consu						
11							
12							
13							
14							

6.2.4.2 Information icons

The module contains a number of footnotes presented in the form of information icons. They provide the users with additional information regarding definitions of indicators, sector classification used, data range (year coverage) and availability, as well as relevant precisions.

STATISTICS

Member: United States of America

Sector: BUSINESS SERVICES

Hide import/export

Hide chart

Chart type: Column Chart Stacked

Trade statistics: Other business services

Exports (in Mill. US\$)

Imports (in Mill. US\$)

World

World

160,000

100,000

Definition of trade statistics category

Comprises trade-related services, operational leasing (rentals), and miscellaneous business, professional and technical services such as legal, accounting, management consulting, public relations services, advertising, market research and public opinion polling, research and development services, architectural, engineering, and other technical services, agricultural, mining and on-site processing.

	Partner	Value (Mil.US\$)			% in total services -	% in world -
		2010	2011	2012		
Exports						
	Other business services				5.6	100.0
	World				0.6	100.0
	Computer services					
	World					
Imports						
	Other business services				2.3	100.0
	World	104.32	48.19	43.17		

Definition of trade statistics category

Comprises trade-related services, operational leasing (rentals), and miscellaneous business, professional and technical services such as legal, accounting, management consulting, public relations services, advertising, market research and public opinion polling, research and development services, architectural, engineering, and other technical services, agricultural, mining and on-site processing.

Hide value added & employment

Indicator	Value			% in total services - 2011	Average growth		
	2009	2010	2011		2005 - 2011	2010	2011
Real estate, renting and business activities ⓘ							
Value added (mill. US\$)	1 006			18.6 ⓘ	10 ⓘ	6	...
TOTAL SERVICES							
Employment (thousands)	279			100.0	2	3	3

Info on year coverage

Refers to the average annual change for 2005-2011

Hide sector specific indicators

Indicator	Value			Average growth	
	2007	2008	2009	2009	
Gross domestic expenditure on R&D as a percentage of GDP ⓘ	0.1	0.2			
Gross domestic expenditure on R&D - financed by business enterprise (%) ⓘ	1.5	3.3			

Note on data availability

Partial data.